



A report from the National Coalition of  
Anti-Violence Programs

**LESBIAN, GAY, BISEXUAL,  
TRANSGENDER, QUEER,  
AND HIV-AFFECTED HATE  
VIOLENCE IN 2015**

**2016 RELEASE EDITION**

THIS REPORT WAS WRITTEN BY THE  
**NATIONAL COALITION OF  
ANTI-VIOLENCE PROGRAMS**  
A PROGRAM OF THE NEW YORK CITY ANTI-VIOLENCE PROJECT

116 Nassau St, 3rd Floor, New York, NY 10038  
www.ncavp.org

## **AUTHORS**

Emily Waters, MSW/MPH, New York City Anti-Violence Project  
Chai Jindasurat, New York City Anti-Violence Project  
Cecilia Wolfe, New York City Anti-Violence Project

## **DATA COLLECTION**

Emily Waters, MSW/MPH, New York City Anti-Violence Project

## **DATA ANALYSIS**

Emily Waters, MSW/MPH, New York City Anti-Violence Project

## **DATA & REPORT DESIGN**

Madelyn Owens

## **ADDITIONAL WRITING AND DATA COLLECTION:**

Mariana Marroquin And Justine Gonzalez, Los Angeles LGBT Center  
Celia Beier, BS and Ricardo Fernandez, MPA, Southern Arizona AIDS  
Foundation

Lynne Sprague, Survivors Organizing for Liberation

Rick Musquiz, LCSW, The Montrose Center,

Lauren MacDade, MSW, LSW, Buckeye Region Anti-Violence Organization  
Trans Pride Initiative

Jenna Lee, BSW, Pride Center Vermont

Sue Yacka, New York City Anti-Violence Project

Cayla Dechane, Kansas City Anti-Violence Project

Eva Wood, JD, Outfront Minnesota Anti-Violence Program

Essex Lordes, Communities United Against Violence

Leah Taraskiewicz, Equality Michigan

Rick Musquiz, LCSW, the Montrose Center

Robert Lopez, New York City Anti-Violence Project

Catherine Shugrue dos Santos, MSW, New York City Anti-Violence Project

Suzy Salamy, MSW, New York City Anti-Violence Project

Larissa Pham, New York City Anti-Violence Project

Cara Presley, LICSW, Violence Recovery Program at Fenway Health

*National Coalition of Anti-Violence  
Programs (NCAVP). (2016).  
Lesbian, Gay, Bisexual, Transgender,  
Queer, and HIV-Affected Hate Violence  
in 2015. New York, NY: Authors: Emily  
Waters, Chai Jindasurat, Cecilia Wolfe.*

**COPYRIGHT© 2016 NEW YORK CITY GAY AND LESBIAN  
ANTI-VIOLENCE PROJECT, INC. ALL RIGHTS RESERVED.**



This report was produced in part with the generous support of the Arcus Foundation. The findings and opinions expressed in this report are those of the authors and do not necessarily represent the view of its funders.`

# TABLE OF CONTENTS

Mission	5
Preface	6
Executive Summary	8
Introduction	12
Methodology	14
Findings	18
LGBTQ and HIV-Affected Hate Violence Related Homicides in 2015	
Total Survivor and Victim Demographics	
Incident and Offender Information	
Encounters with Police and Police Violence	
Services Provided by NCAVP Member Organizations	
Discussion	25
LGBTQ and HIV-Affected Violence In the workplace	
LGBTQ and HIV-Affected Violence In Housing	
LGBTQ and HIV-Affected Young Adults Experiences with Hate Violence	
LGBTQ and HIV-Affected Communities and Police Violence	
Full Recommendations for Policymakers and Funders	32
Conclusion	36
Appendix A: NCAVP Uniform Incident Form	37
Appendix B: Information about Incidents of Hate Violence and Police Responses to Survivors of Hate Violence	41
2015 Local Summaries	44
Homicide Narratives	76
NCAVP Member and Affiliate Directory	87

# MISSION

The National Coalition of Anti-Violence Programs (NCAVP) works to prevent, respond to, and end all forms of violence against and within lesbian, gay, bisexual, transgender, queer, (LGBTQ), and HIV-affected communities. NCAVP is a national coalition of local member programs and affiliate organizations who create systemic and social change. We strive to increase power, safety, and resources through data analysis, policy advocacy, education, and technical assistance.

# PREFACE

The year of 2015 was marked by contradictions for the LGBTQ movement. In 2015 we celebrated historic victories and mourned alarming losses in the United States. Looking back on the wins and defeats of the LGBTQ movement in 2015, the National Coalition of Anti-Violence Program’s Lesbian, Gay, Bisexual, Transgender, Queer and HIV-Affected Hate Violence in 2015 report reflects the ever present realities of violence against LGBTQ people in the United States amidst these steps forward, and backward, for social change.

The year of 2015 began with unprecedented reports of deadly violence against LGBTQ communities. Within the first two months of 2015, 14 LGBTQ community members were lost to violence in the United States. This violence continued throughout the year, with disproportionately high rates against transgender communities and LGBTQ communities of color. We struggled to understand the cause of this seeming increase in violence – was it a backlash from increased rights and visibility? Was it a sign that reporting on violence against LGBTQ people was becoming more common and accurate? We do know that grassroots organizers, activists, and community members played a critical role by vigilantly monitoring reports of violence, sharing when local community members were lost, and advocating for respectful and accurate reporting by media and law enforcement. While many factors may have contributed to these reports of violence, 2015 was marked by a sense of alarm for the LGBTQ community as a result of this violence.

The public policy landscape of the LGBTQ movement was somewhat of a paradox in 2015. A rapid campaign of anti-LGBTQ initiatives in the form of “religious freedom” laws and “bathroom bills” swept the nation, which has resulted in reductions in protections from discrimination in cities and states across the country. In June of 2015, the Supreme Court ruled in *Obergefell v. Hodges* that denying recognition of same-sex marriage was unconstitutional, effectively making same-sex marriage the law of the land. In the same month of the *Obergefell* decision, at the White House LGBTQ pride reception transgender immigrant leader Jennicet Gutiérrez called attention to the horrific conditions and violence LGBTQ immigrants faced in detention centers. That same summer, LGBTQ criminal justice reform advocates successfully incorporated LGBTQ protections into the White House’s 21st Century Policing recommendations, and Congress symbolically introduced the LGBTQ Equality Act. In November, transgender leaders convened in Washington DC to testify at the first ever Congressional forum on violence against transgender communities in the United States.

Amidst these events in the LGBTQ movement, the broader progressive movement advanced intersectional racial justice and immigrant justice campaigns often led by LGBTQ people of color and LGBTQ immigrants. The Black Lives Matter movement demanded that policy makers and elected officials end the police violence and anti-black racism built into the structure of our nation. The immigrant justice movements demanded an end to the record-number of deportations and the particular risk of violence LGBTQ immigrants face. And criminal justice reform advocates effectively placed reform efforts on the national agenda. These actions occurred in an increasingly polarized political climate, where racist and anti-immigrant rhetoric stoked dangerously violent sentiments throughout the country.

Addressing violence has been a central theme since the birth of our movement. Anti-violence efforts remain just as critical to the LGBTQ movement now as they did when it was illegal to be LGBTQ and no public policy protections existed for LGBTQ people. While our movement adapts to the contradictory push and pull of social change, violence against LGBTQ people remains a deadly reality we must confront. We hope that the 2015 NCAVP Hate Violence report can serve our movement as a tool to amplify the experiences of survivors, victims, NCAVP member programs, and to advocate for a world in which LGBTQ people can live free from the threat of violence.

In vision,

## **NCAVP GOVERNANCE COMMITTEE**

Aaron Eckhardt  
Lisa Gilmore  
Yasmin Safdié  
Justin Shaw  
Terra Slavin  
Lynne Sprague  
J Zirbel  
Tre'Andre Valentine

# EXECUTIVE SUMMARY

Hate violence is a far too common and sometimes deadly experience for lesbian, gay, bisexual, transgender and queer (LGBTQ) and HIV-affected people. Hate violence is enacted in many different ways, including physical violence, verbal harassment, sexual violence, and discrimination, and it is distinct from other forms of violence in that it targets people for their real or perceived identities. Though limited in scope, some research has revealed the devastating emotional, physical, financial and social impacts of hate violence. The National Coalition of Anti-Violence Programs (NCAVP) Lesbian, Gay, Bisexual, Transgender, Queer, and HIV-Affected Hate Violence in 2015 report analyzes the experiences of 1,253 survivors of hate violence that were reported to 13 NCAVP member programs in 2015. The findings discussed in this report highlight how LGBTQ and HIV-affected survivors' gender, sexual orientation, racial identity, ethnic identity, documentation status, and other identities and circumstance impact how survivors experience hate violence, the consequences of that violence, and their experiences when accessing help and support around hate violence.

NCAVP research on LGBTQ and HIV-affected hate violence, similar to other research on the impacts of discrimination and harassment, show that bias motivated violence has serious psychosocial, financial, physical, and other consequences for survivors. Many LGBTQ and HIV-affected people experience street-based violence and harassment; however, less commonly discussed is the violence that LGBTQ people experience in their workplace, schools, and homes. The findings in the 2015 NCAVP Hate Violence report show that safe and inclusive work, home, and school environments are imperative for ending hate violence against LGBTQ and HIV-affected communities. Additionally, the 2015 NCAVP findings on hate violence once again illustrate the importance of centering the experiences and leadership of those who are most impacted by hate violence and discrimination, such as transgender and gender nonconforming people, LGBTQ people of color, LGBTQ youth and young adults, LGBTQ people with disabilities, and LGBTQ undocumented people. It is imperative that these unique and diverse experiences be considered and centered when creating policies, programs, and initiatives that work to end violence against LGBTQ and HIV-affected people.



# KEY FINDINGS

## 2015 LGBTQ and HIV-Affected Hate Violence Related Homicides

NCAVP received reports on 24 hate violence related homicides of LGBTQ and HIV-affected people in 2015, which was a 20% increase in the number of reports compared to 2014. Continuing an alarming multi-year trend, people of color and transgender and gender nonconforming people made up the majority of victims of LGBTQ and HIV-affected related hate violence.

- Of the 24 reports of homicides, 62% were people of color, including 12 people who were Black and three who were Latin/a.
- Sixteen of the homicides (67%) were transgender and gender nonconforming people. Of the total number of homicides, 54% (13) were transgender women of color.
- Seven (29%) of the victims were cisgender men, six of whom were White and one who was Black.
- Nineteen (79%) of victims were below the age of 36.

## Total Survivor and Victim Demographics

In 2015, the majority of survivors identified as gay, youth and young adults, and people of color.

- Of the total number of survivors, 47% identified as gay, 17% identified as lesbian, and 14% identified as heterosexual.
- About 57% of survivors were between the ages of 19-39.
- Survivors were able to select more than one gender identity or racial and ethnic identity. In terms of gender identity, the most commonly selected identity was man (30%), woman (25%), and transgender (22%). Of the total number of responses for race and ethnicity, 60% were identities of color.
- There was an increase in the percentage of survivors who were undocumented from 6% in 2014 to 17% in 2015.
- About 23% of survivors reported having a disability and 11% reported being HIV positive.

## Incident and Offender Information

NCAVP found that the majority of survivors reporting hate violence to NCAVP member programs experienced violence by someone who was known to them, with the most common relationships being landlords, neighbors, employers, and family members. Similarly, nearly half of survivors reported experiencing violence in either a private residence or a workplace.

- The most common types of hate violence reported to NCAVP member programs were verbal harassment (15%), discrimination (14%), physical violence (12%), and threats or intimidation (11%).
- Survivors of color were two times more likely to experience physical violence compared to white survivor.<sup>1</sup> Similarly, undocumented survivors were four times more likely than documented survivors to experience physical violence.<sup>2</sup>
- Survivors who identified as lesbian were two times more likely to experience verbal harassment compared to survivors who did not identify as lesbian.<sup>3</sup>
- Of the 1,024 survivors who reported information about their relationship to their offenders, 62% knew person who committed the violence against them.
- Transgender survivors were two times more likely to report knowing their offender compared to survivors who did not identify as transgender.<sup>4</sup>
- Survivors who were between the ages of 14-24 were three times more likely to experience hate violence from a relative and three times more likely to experience violence by an acquaintance compared to those who were 25 years old or older.<sup>5</sup>
- Survivors who identified as gay were two and a half times more likely to experience hate violence by a landlord than those survivors who did not identify as gay.<sup>6</sup>
- Black survivors were two times more likely to experience hate violence by their landlords than those who did not identify as Black.<sup>7</sup>

[1] (CI 95%: 1.2-3).

[2] (CI 95%: 1.6-10.7).

[3] (CI 95%: 1.3-3.5).

[4] (95% CI: 1.3- 2.8).

[5] (95% CI 1.6-7.1:  
95% CI 1.3-7.1, respectively)

[6] (95% CI: 1.407-4.491)

[7] (CI 95%: 1.176-4.091).

## Police Violence and Police Response

Overall there was a decrease in the percentage of LGBTQ and HIV-affected survivors reporting their experience of hate violence to police from 54% in 2014 to 41% in 2015.

- Of the 290 survivors who reported information on the attitudes or responses by police, 41% of survivors said that the police were indifferent and 39% said the police were hostile.
- Of the 126 survivors who reported information on negative police behavior, 33% experienced verbal abuse, 16% experienced physical violence, 8% experienced the police using slurs or biased language against them, and 3% experienced sexual violence.

## Summary of Recommendations

- Build up systems of social and community support for LGBTQ and HIV-affected communities and increase programming that directly addresses homophobic, biphobic, and transphobic beliefs and behaviors.
- Address key factors that increase LGBTQ and HIV-affected communities' risk of experiencing hate violence including poverty, unemployment, lack of safe housing, and lack of non-discrimination policies and protections.
- Decrease police violence and over policing of LGBTQ and HIV-affected communities. Increase support for alternative community accountability models to ensure all survivors have access to justice that is safe and appropriate for their unique experiences.
- Increase information on how LGBTQ and HIV-affected communities experience violence and increase resources for documenting and evaluating effective LGBTQ and HIV-affected hate violence prevention strategies and models.

# INTRODUCTION

Understanding, addressing, and ultimately ending violence against lesbian, gay, bisexual, transgender, queer (LGBTQ) and HIV-affected individuals is a complex challenge. However, as acts of anti-LGBTQ and HIV-affected violence fueled by bias and oppression remain prevalent, the National Coalition of Anti-Violence Programs (NCAVP) remains committed to this goal. The NCAVP LGBTQ and HIV-Affected Hate Violence in 2015 report combines data collected from organizations across the country with other recent research in order to better grasp the causes, contexts, and consequences of hate violence that targets LGBTQ and HIV-affected communities.

What defines hate violence, in comparison to other forms of violence, is that hate violence explicitly targets people and groups based on their identities or perceived identities. The identity-based nature of hate violence contributes to the severity of the attacks and their aftermath. Acts of hate violence can be more severe and horrific than other types of violence not motivated by bias. This is evident in the consistent number of hate violence related homicides of LGBTQ people year after year, particularly for transgender women of color and gay, bisexual, and queer cisgender men.

While homicide is the most egregious result of bias motivated violence, hate violence is perpetrated in many different ways. Common forms of hate violence include verbal harassment, cyber bullying, sexual violence, threats or actualized physical attack, and discrimination. More subtle, nuanced forms of hate violence often persist on a recurring, daily basis. Though hate violence is commonly depicted as being perpetrated by strangers on the street, NCAVP reports on hate violence and other research show that many survivors experience bias motivated violence in everyday places, such as their homes, workplaces, and schools, and that most often the people perpetrating the violence are people the survivors know. Many LGBTQ and HIV-affected people hold multiple marginalized identities, such as LGBTQ and HIV-affected who are undocumented, are people of color, or have disabilities, and are at risk of multiple and unique forms and consequences of hate violence.

For survivors of hate violence, being targeted because of who they are and how they express themselves has long-term emotional, social, financial, and other consequences. One study found that survivors of hate violence experience depression, anxiety, anger, and fear for up to five years after their experience, compared to only two years for survivors of nonbiased motivated attacks.<sup>8</sup> As discussed later in this

[8] Bell, J. G., & Perry, B. (2014). *Outside Looking In: The Community Impacts of Anti-Lesbian, Gay, and Bisexual Hate Crime*. *Journal of Homosexuality*, 62(1), 98-120. doi:10.1080/00918369.2014.957133

report, LGBTQ and HIV-affected survivors experience higher rates of violence in employment and higher rates of housing discrimination, which contributes to higher rates of poverty, particularly for LGBTQ people of color, LGBTQ people with disabilities, and other marginalized identities.<sup>9</sup> New research is beginning to show higher levels of symptoms of trauma, including anxiety, isolation, and fear, across LGBTQ communities, regardless of if an individual has personally experienced a traumatic experience of hate violence. For example, one study found that repeated confrontation with daily forms of heterosexist oppression elicits symptoms of Post Traumatic Stress Disorder among LGB community members who have not directly experienced physical trauma, but still suffer consequences of the threat of violence and the invalidation of their identities.<sup>10</sup>

The impact of hate violence, fueled by homophobia, transphobia, biphobia, racism, ableism, and other forms of oppression, extends beyond individuals and has broader consequences for LGBTQ communities as a whole and society at large. Recent actions by states like Washington, North Carolina, and Mississippi to pass sweeping anti-LGBTQ bills that leave LGBTQ communities vulnerable to identity-based discrimination send the message that discriminating against LGBTQ people based on their identity and self-expression is both acceptable and legal. The absence of LGBT-specific non-discrimination laws or non-discrimination school policies in states across the country sends the same message and is grounded in transphobic, biphobic, and homophobic ideologies.<sup>11</sup>

[9] Center for American Progress and MAP. (2014, November). *Paying an Unfair Price: The financial penalty for being LGBT in America*. <http://www.lgbtmap.org/file/paying-an-unfair-price-full-report.pdf>

[10] Bandermann, K. M., & Szymanski, D. M. (2014). *Exploring coping mediators between heterosexist oppression and posttraumatic stress symptoms among lesbian, gay, and bisexual persons*. *Psychology of Sexual Orientation and Gender Diversity*, 1(3), 213-224. doi:10.1037/sgd0000044

[11] For more information on different state policies and laws regarding LGBTQ rights, please see the National Center for Transgender Equality at <http://www.transequality.org/issues/resources/map-state-transgender-non-discrimination-laws>.

To address LGBTQ and HIV-related hate violence, a national issue deeply rooted in social and political prejudices, comprehensive communication between social justice and anti-hate violence researchers, policy makers, and activists is imperative. This report details the experiences of LGBTQ and HIV-affected survivors of hate violence who sought services or reported to NCAVP member programs. NCAVP hopes that this report will be used as a tool for policy makers, communities, government organizations, service institutions, and individuals to better support LGBTQ and HIV-affected communities impacted by violence and to inform efforts on preventing future violence against all LGBTQ and HIV-affected communities.

# METHODOLOGY

## Data Collection

NCAVP collected both aggregate and incident level data from 13 local member organizations for this report. Organizations collected this information either directly from survivors or public sources. Survivors contacted LGBTQ and HIV-affected anti-violence programs by contacting a program or hotline, filling out surveys, connecting through community outreach or organizing, or making a report online. Most NCAVP member programs used NCAVP's Uniform Incident Reporting Form (*see Appendix 1*) to document the demographics of survivors and the details of the violence that occurred. Some organizations have adapted and incorporated the form into other data collection systems. Incident level data allowed NCAVP to anonymously analyze multiple variables about one victim or survivor in connection to their specific race, gender identity, sexual orientation, or age subcategory. This allowed NCAVP to identify themes, such as whether or not types of violence varied across LGBTQ and HIV-affected survivors' identities (i.e. "Are transgender women more likely to experience physical violence?"). It also allowed NCAVP to examine the experiences of survivors with multiple intersecting identities, such as LGBTQ youth, trans women of color, and the types of violence and their experiences with first responders (i.e. "Are LGBTQ youth more likely to report to police?").

NCAVP collected aggregate data on 1,253 incidents of hate violence against LGBTQ and HIV-affected people from 13 local NCAVP member organizations in 12 states. This is an 8% decrease from the total number of reports received in 2014. However, NCAVP had one less reporting member this year, which may account for some of this difference. Of those 1,253 incidents, NCAVP collected incident level data on 752 incidents from 9 organizations in 9 states.

## Data Compilation and Analysis

The majority of the information in this report was analyzed in Microsoft® Excel by aggregating the totals of each category across member organizations. In some instances, survivors were allowed to select more than one answer to a question so as to best represent their identities and experiences. For example, NCAVP allowed individuals to select more than one category when identifying their gender. For these categories, the n value, or total, represents the number of responses, rather than the number of respondents for each question, with unknowns or undisclosed responses removed unless stated otherwise. The categories

in which survivors could choose more than one answer choice are noted with two asterisks \*\* in tables.

The incident level data was originally placed into Excel and then imported into SPSS. From there, odds ratios were created using the cross tabulation command. Only two variables were included in each equation, a dependent and independent variable. For example, cross tabulations were used to determine the relationship between age (independent variable) and the types of violence experienced (dependent variable). Additional variables, or covariates, were not held constant, thus all observations assessed from odds ratios could be skewed or biased by additional factors. NCAVP selected statistics for publication based upon their relevance and with 95% confidence intervals, listed with the odds ratios.

Additional data not included in the report may be available upon request by contacting NCAVP. In order to protect survivor confidentiality, not all information is available to the public.

## Limitations of the Findings

This report uses a convenience sample of LGBTQ and HIV-affected survivors of hate violence who sought support from NCAVP member programs as well as information collected from public records. Since NCAVP only analyzes data collected from individuals who self-reported and from other public sources, the information presented is not representative of the experiences of all LGBTQ and HIV-affected survivors of hate violence in the United States. NCAVP's data may omit populations such as incarcerated people, people in rural communities, people who may not know about their local NCAVP member organization, people where the closest NCAVP member organization is too far away to reach, people who are not out as LGBTQ or as living with HIV, people who are not comfortable with reporting, and people who face other barriers to accessing services or reporting. Therefore, while the information contained in this report provides a detailed picture of the individual survivors who reported to NCAVP member programs, it cannot and should not be extrapolated to represent the overall LGBTQ and HIV-affected communities in the United States.

NCAVP members' capacity for data collection varied based upon the program's resources, staffing, available technology, and other factors. These considerations resulted in some programs submitting partial information in some categories, which creates incomplete and dissimilar amounts of data for different variables within the 2015 data



set. Moreover, because of the nature of crisis intervention and direct service work that is done as data is collected through NCAVP's incident form, missing values are common. Missing values do not affect the accuracy of the data and data analysis as long as individuals are omitting information at random. This can, however, affect the accuracy of the data if certain survivors are uncomfortable with disclosing information on race, gender identity, or other characteristics because they belong to a specific subcategory of interest (i.e. if gender nonconforming individuals consistently left their gender identity blank) and therefore are not omitting information at random.

Bias can also be introduced if individuals who completed the incident forms had different definitions and protocols for the same categories. These variations can exist between staff at the same program or staff at different organizations. In addition, not all NCAVP member organizations can collect data in the same way. NCAVP member organizations receive instructions on data collection and technical assistance to help ensure that data is both accurate and reliable. Some NCAVP members have more capacity (i.e., staff, volunteers, and time) to collect aggregate and person-level data, as well as conduct outreach to educate and inform LGBTQ and HIV-affected survivors of their services, thereby increasing reporting. Some organizations have less capacity and are unable to submit both aggregate and person-level data. This disparity reflects the historic lack of funding, resources and capacity-building for LGBTQ and HIV-specific organizations, particularly those outside of urban areas. NCAVP is working to increase the capacity to report for all member programs throughout the United States and to increase funding and capacity-building support for these programs. NCAVP's efforts to improve and increase data collection among member programs and affiliates remain an ongoing process. Despite these limitations, this report contains some of the most detailed and comprehensive data on LGBTQ and HIV-affected hate violence nationally.



**TABLE 1.**  
**DESCRIPTION OF SURVIVORS WHO REPORTED TO NCAVP**

N = 1,253

<b>AGE (N = 818)</b>	<b># OF PEOPLE</b>	<b>%</b>
18 AND YOUNGER	42	5%
19 - 29 YEARS OLD	267	33%
30 - 39 YEARS OLD	198	24%
40 - 49 YEARS OLD	122	15%
50 - 59 YEARS OLD	132	16%
60 - 69 YEARS OLD	49	6%
70 YEARS OLD AND OLDER	8	1%
<b>GENDER (N = 1637)**</b>		
TRANSGENDER	357	22%
NON-TRANSGENDER	335	20%
WOMAN	405	25%
MAN	497	30%
SELF-IDENTIFIED / OTHER	31	2%
INTERSEX	12	< 1%
<b>SEXUAL ORIENTATION (N=938)</b>		
BISEXUAL	79	8%
GAY	440	47%
HETEROSEXUAL	132	14%
LESBIAN	162	17%
QUEER	74	8%
QUESTIONING / UNSURE	11	1%
SELF-IDENTIFIED	40	4%
<b>RACE &amp; ETHNICITY (N=931)</b>		
ARAB/ MIDDLE EASTERN	22	2%
ASIAN / PACIFIC ISLANDER	32	3%
BLACK/ AFRICAN AMERICAN	195	21%
NATIVE AMERICAN / AMERICAN INDIAN	15	2%
LATINO/A	265	28%
MULTIRACIAL	26	3%
WHITE	336	36%
SELF-IDENTIFIED / OTHER	40	4%

*\*\* For these variables, survivors were able to choose more than one answer choice. The numbers and percentages reflect the total number of responses to this variable rather than respondents.*

# FINDINGS

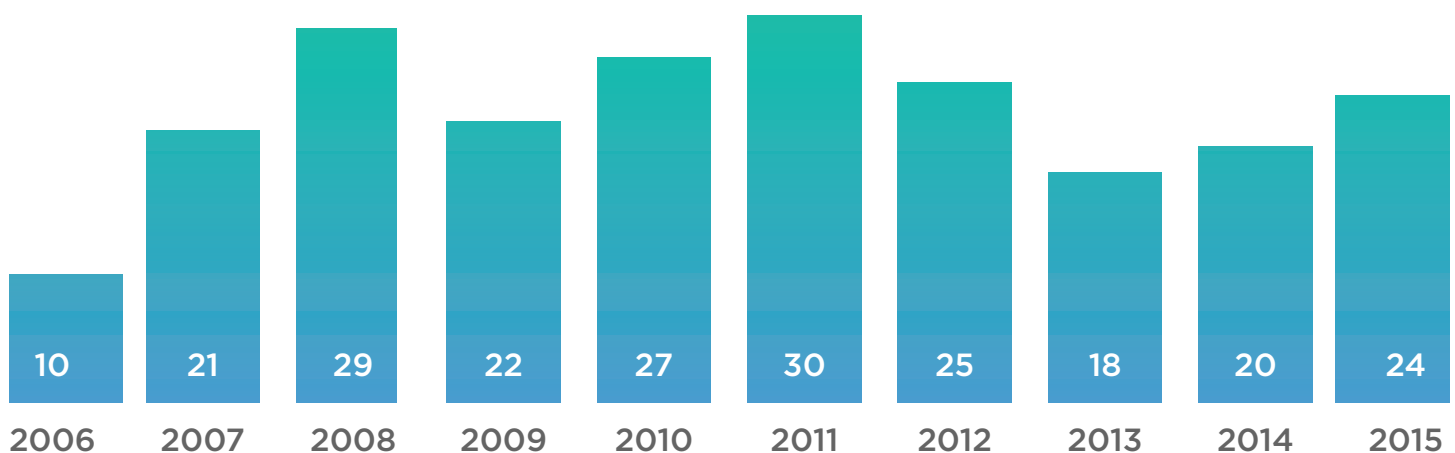
## LGBTQ and HIV-Affected Hate Violence Related Homicides in 2015

In 2015, NCAVP received reports on 24 hate violence related homicides of LGBTQ and HIV-affected people, a 20% increase in the number of reports of hate violence related homicides compared to 2014 and the highest number of reports since 2011.<sup>12</sup> It is important to note that this number does not represent the total number of hate violence related homicides of LGBTQ and HIV-affected people in the United States, which is likely higher. However, the information here provides some insight into how LGBTQ and HIV-affected people are impacted by hate violence related homicides. In 2015, people of color and transgender and gender nonconforming people made up the majority of the hate violence related homicides reported to NCAVP, continuing a multi-year trend. Of the 24 reports of homicides, 62% of victims were people of color, including 12 (50%) victims who were Black and three (13%) who were Latin@. Nine (38%) of the victims were White. Sixteen of the homicides (67%) were transgender or gender non-conforming people, of whom 13 (or 54% of the total number of homicides) were transgender women of color. Additionally, seven (29%) of the victims were cisgender men and one (<1%) was a cisgender woman. Of the seven cisgender men, six (25% of the total number of homicides) were White and 1 (<1%) was Black. Ten (41%) of the total number of victims were between the ages of 17 and 25, nine (38%) were between the ages of 26 and 35, and five (21%) were 36 and older.

[12] Authors note: NCAVP responded to the homicides of 21 transgender and gender nonconforming people in total in 2015, the additional 6 of which were intimate partner violence homicides (IPV) and will be included in NCAVP's 2015 IPV Report to be released in October 2016. to be released in October 2016.

For more information on the victims, please see the homicide narratives on page 76.

### NUMBER OF HATE VIOLENCE HOMICIDES PER YEAR SINCE 2006



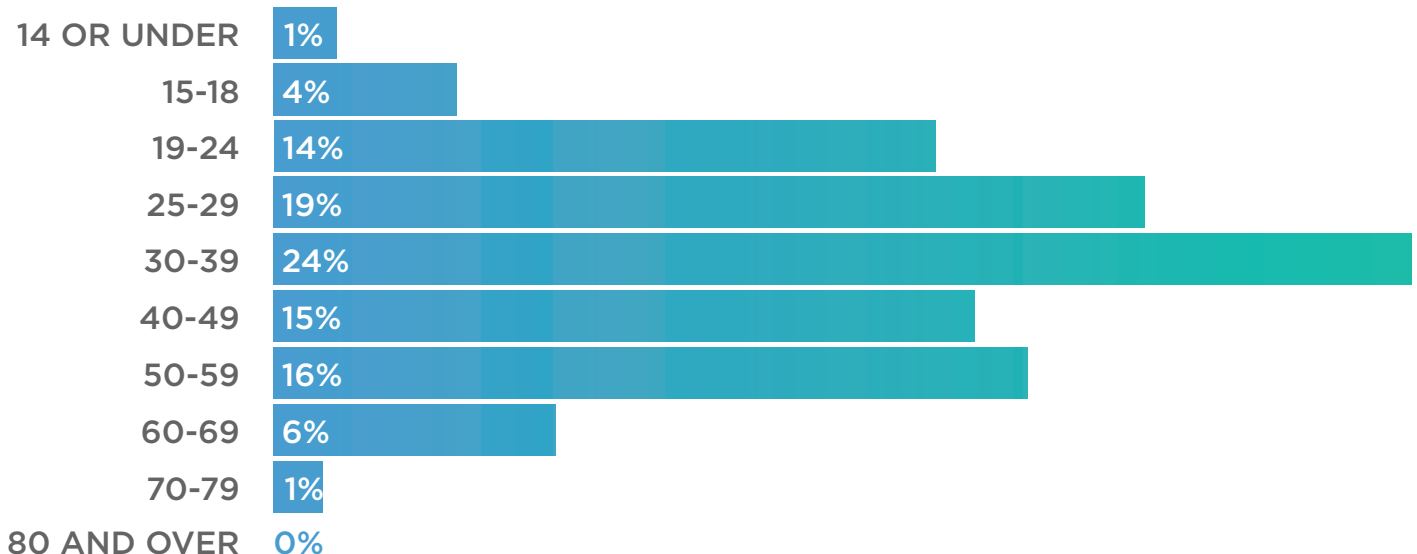
# Total Survivor and Victim Demographics

In 2015, NCAVP received 1,253 reports of hate violence. The majority of survivors identified as gay (47%) followed by lesbian (17%) and heterosexual (14%). In terms of gender identity, survivors were able to select more than one answer choice. For example, a survivor could choose both transgender and man. Out of the total number of responses for gender identity, the most commonly selected answer choice was man (30%), followed by woman (25%), and then transgender (22%). More than half (57%) of survivors were between the ages of 19 to 39 years old. Survivors were able to choose more than one racial or ethnic identity. For example, a survivor could choose both Black/African American and Latin/a. Of the total number of responses for racial and ethnic identity, over half (60%) of responses were identities of color and about 36% of responses were white. For identities of color, the most commonly selected choice was Latin/a (29%) followed by Black/African American (21%). There was a large increase in the percentage of undocumented survivors from 2014 to 2015. In 2015, 17% of survivors were undocumented compared to 6% in 2014.

In 2015, 23% of survivors reported having a disability, 35% reported not having a disability, and 42% did not report any information on disability. Of the 289 survivors who reported a disability, 39% reported a mental health disability, 37% had a physical disability, 4% had a learning disability, 1% were Deaf or had a hearing disability, and 1% reported being blind. About 11% of survivors reported being HIV-positive. However, more than half of survivors (59%) did not report any information on HIV-status, and, therefore, the percentage of survivors who were HIV positive may have been higher.

## AGE OF SURVIVORS

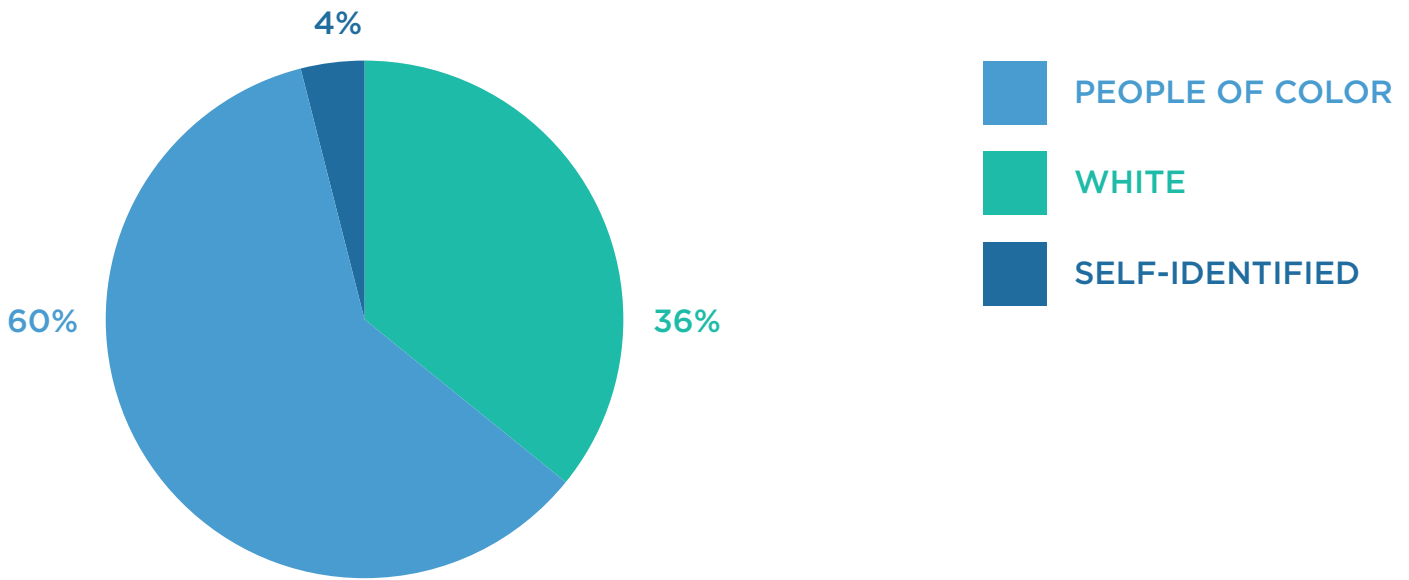
N=818



TOTAL SURVIVOR AND VICTIM DEMOGRAPHICS (CONTINUED)

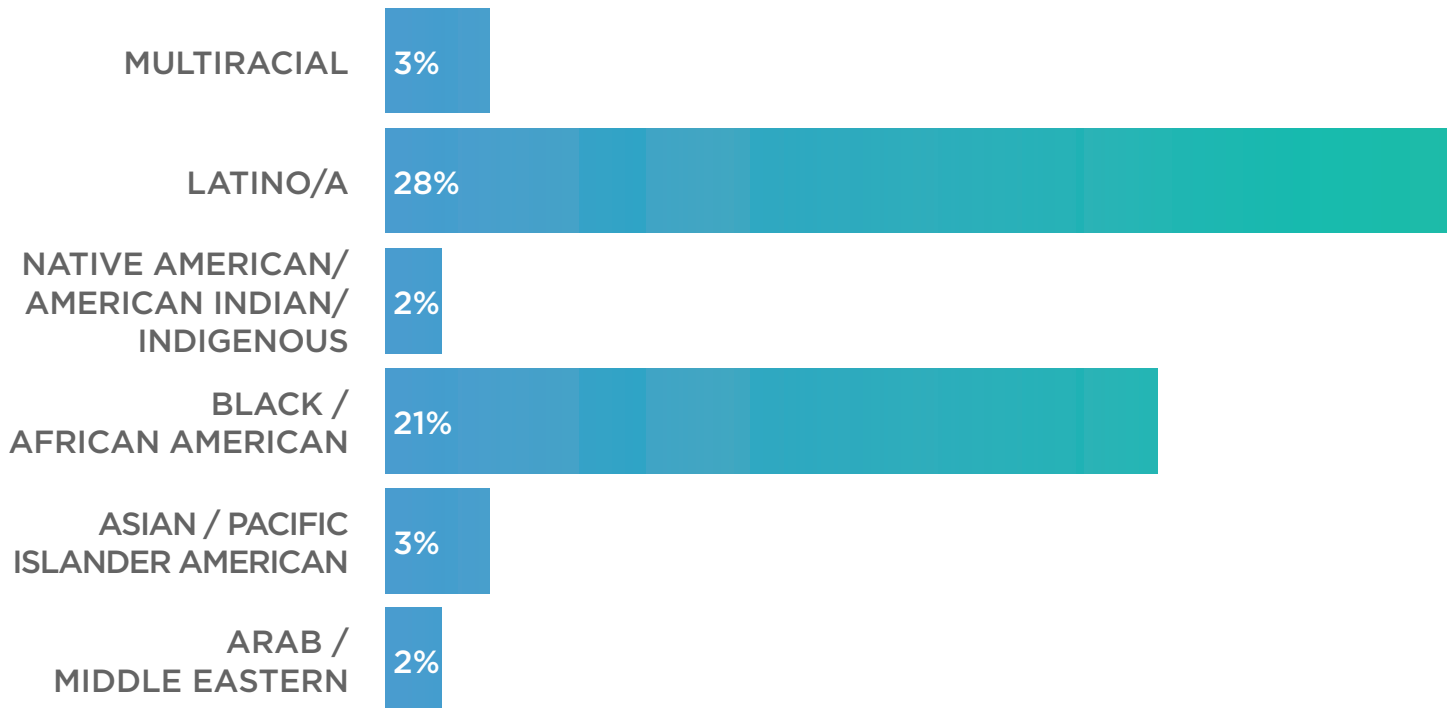
RACE AND ETHNICITY OF SURVIVORS

N=931



RACE AND ETHNICITY OF SURVIVORS OF COLOR

N=931



# INCIDENT AND OFFENDER INFORMATION

## Types of Violence

Survivors reported information on the underlying bias of the hate violence they experienced. The most common form of bias that survivors experienced was heterosexist or anti-LGBTQ bias (57%). Additional forms of bias that survivors reported include anti-transgender (26%), anti-disability (3%), anti-HIV/AIDS related bias (3%), and anti-immigrant (2%). In 2015, the most common types of hate violence reported by LGBTQ and HIV-affected survivors were verbal harassment (15%), discrimination (14%), physical violence (12%), and threats or intimidation (11%). There was a substantial decrease in the percentage of survivors who reported experiencing sexual harassment from 8% in 2014 to less than 2% in 2015.

People of color and undocumented survivors were more likely to experience physically violent forms of hate violence. In 2015, survivors of color were two times more likely to experience physical violence compared to survivors who identified as white.<sup>13</sup> Survivors who were undocumented were four times more likely to experience physical violence than those survivors who were documented or were permanent residents.<sup>14</sup> Additionally, lesbian identified survivors were two times more likely to experience verbal harassment compared to those survivors whose sexual identity was something other than lesbian.<sup>15</sup>

*For more information on other site types reported to NCAVP, please see Appendix 2: Information about Incidents of Hate Violence and Police Responses to Survivors of Hate Violence*

[13] (CI 95%: 1.2-3).

[14] (CI 95%: 1.6-10.7)

[15] (CI 95%: 1.1-3.5).

In 2015, there was an increase in the percentage of survivors who reported being injured as a result of the hate violence they experienced. Of the 689 survivors who reported information on injuries, 31% reported being injured. This is an increase from 23% in 2014. About 23% of survivors needed medical attention as a result of the hate violence that they experienced. Of the 131 survivors who needed medical attention, 20% needed medical attention but did not receive it, 39% went to an outpatient clinic or ER, and 35% were hospitalized.

## Locations Survivors Reported Experiencing Violence

Private residence (37%) followed by the street (21%) and the workplace (12%) were the most common places that survivors reported experiencing hate violence. Other places included non-LGBTQ specific venues (6%), shelters (4%), and police precincts, jails or police vehicles (2%).

**TABLE 2.**  
**DESCRIPTION OF OFFENDERS AS REPORTED BY SURVIVORS**

<b>AGE (N = 61)</b>	<b># OF PEOPLE</b>	<b>%</b>
18 AND YOUNGER	5	8%
19 - 29 YEARS OLD	21	34%
30 - 39 YEARS OLD	15	25%
40 - 49 YEARS OLD	14	23%
50 - 59 YEARS OLD	5	8%
60 - 69 YEARS OLD	1	2%
70 YEARS OLD AND OLDER	0	0%

<b>GENDER (N = 467)**</b>	<b># OF PEOPLE</b>	<b>%</b>
TRANSGENDER	2	<1%
NON-TRANSGENDER	86	18%
WOMAN	82	18%
MAN	297	64%
SELF-IDENTIFIED / OTHER	0	0%
INTERSEX	0	0%

<b>SEXUAL ORIENTATION (N=151)</b>	<b># OF PEOPLE</b>	<b>%</b>
BISEXUAL	2	1%
GAY	12	8%
HETEROSEXUAL	135	89%
LESBIAN	1	<1%
QUEER	1	<1%
QUESTIONING / UNSURE	0	0%
SELF-IDENTIFIED	0	0%

<b>RACE &amp; ETHNICITY (N=218)</b>	<b># OF PEOPLE</b>	<b>%</b>
ARAB/ MIDDLE EASTERN	9	4%
ASIAN / PACIFIC ISLANDER	3	1%
BLACK/ AFRICAN AMERICAN	62	28%
NATIVE AMERICAN / AMERICAN INDIAN	0	0%
LATINO/A	48	22%
WHITE	91	42%
SELF-IDENTIFIED / OTHER	5	2%

*\*\* For these variables, survivors were able to choose more than one answer choice. The numbers and percentages reflect the total number of responses to this variable rather than respondents.*

# Relationship to Offender

Of the 1,024 survivors who reported information about their relationship to their offenders, 62% of survivors knew the person who committed the violence against them. Survivors who identified as transgender were two times more likely to know their offender compared to those survivors who did not identify as transgender.<sup>16</sup> Of those offenders who were known by the survivors, 25% were landlords, tenants, or neighbors, 16% were employers or co-workers, 11% were relatives or family members, and 10% were ex-lovers or partners.

Survivors of certain age groups, sexual orientations, and races were more likely to experience hate violence by specific people, such as landlords and family members, than other survivors. Survivors who were between the ages of 14-24 were three times more likely to experience hate violence from a relative and three times more likely to experience violence from an acquaintance compared to those who were 24 years old or older.<sup>17</sup> Survivors who identified as gay were two and a half times more likely to experience hate violence by a landlord than those survivors who did not identify as gay.<sup>18</sup> Additionally, Black survivors were two times more likely to experience hate violence by their landlords than those who did not identify as Black.<sup>19</sup>

[16] (95% CI: 1.3-2.8).

[17] (95% CI 1.6-7.1; 95% CI 1.3-7.1, respectively)

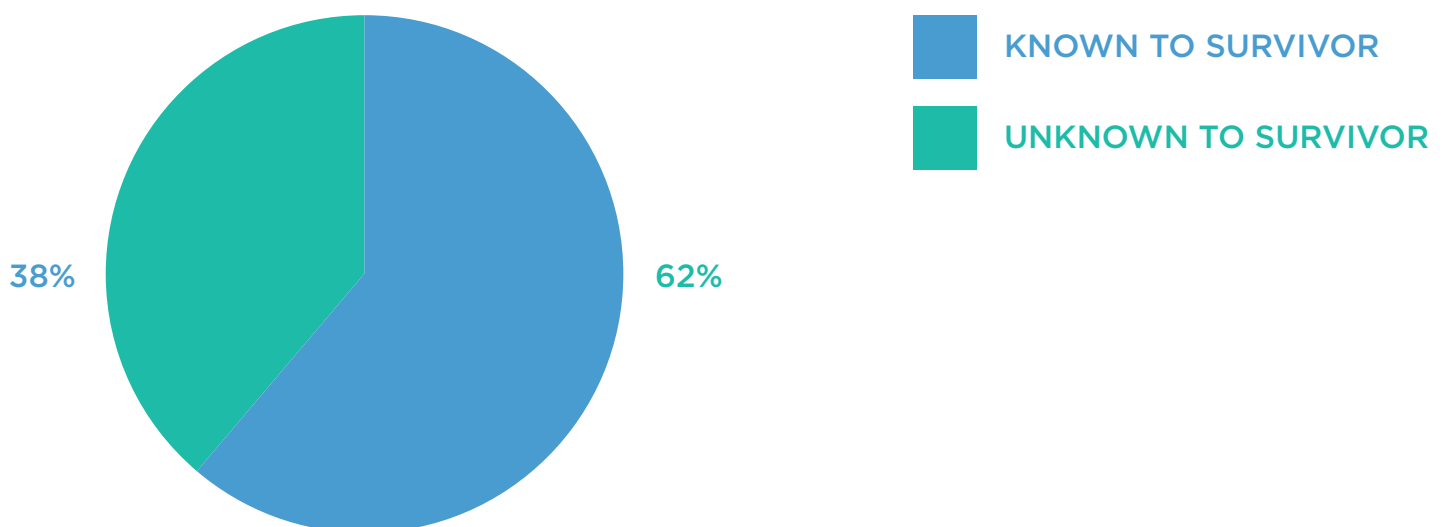
[18] (95% CI: 1.407-4.491).

[19] (CI 95%: 1.176-4.091).

Of the 426 incidents where the survivor did not know the offenders, 70% were perpetrated by strangers, 3% were hook up related, 3% were police violence, and less than 1% were first responders other than law enforcement. There was an increase in the number of hook up related violence incidents from five cases in 2014 to 13 cases in 2015.

## OFFENDER RELATIONSHIP

N=1204



## Encounters with Police and Police Violence

There was a decrease in the percentage of survivors who reported the incident of hate violence to law enforcement from 54% in 2014 to 41% in 2015. Of the 290 survivors who reported information on the attitudes or responses by police, 41% of survivors said that the police were indifferent and 39% said the police were hostile. About 10% of survivors reported police misconduct, including 21 survivors who experienced unjustified arrest, nine survivors who reported excessive force, three who experienced entrapment, and two who experienced police raids. Of the 126 survivors who reported information on negative police behavior, 33% experienced verbal abuse, 16% experienced physical violence, 8% experienced the police using slurs or biased language against them, and 3% experienced sexual violence.

For more information on Police Violence and Police Response reported to NCAVP, please see Appendix 2: Information about Incidents of Hate Violence and Police Responses to Survivors of Hate Violence

## Services Provided by NCAVP

NCAVP member programs provide a wide array of supportive services for survivors of hate violence such as referrals, legal advocacy, support groups, police advocacy, emergency funds, and court accompaniment. In 2015, the 13 NCAVP member programs who submitted data for this report provided at least 1,424 referrals to programs for counseling, housing, legal help, shelter, and other services. NCAVP member programs also provided 1,601 advocacy services including help with accessing public benefits, medical services, and mental health care.

*For more information on Police Violence and Police Response reported to NCAVP, please see Appendix 2: Information about Incidents of Hate Violence and Police Responses to Survivors of Hate Violence*



# DISCUSSION

Continuing a multi-year trend, transgender and gender non-conforming people, particularly transgender women of color, made up a majority of the homicides reported to NCAVP. Many transgender people face reoccurring verbal harassment, sexual violence, and physical violence, but for transgender women of color, that violence is too often deadly. This deadly violence directed toward transgender women of color is directly rooted in transmisogyny, a combination of transphobia and anti-feminine beliefs, as well as racist ideologies and attitudes. Similarly, transgender women of color experience high rates of poverty, job insecurity, homelessness, and other factors that make them more vulnerable to experiencing violence.<sup>20</sup>

The NCAVP 2015 hate violence findings highlight the importance of understanding how the many and diverse communities within the larger LGBTQ and HIV-affected community are uniquely impacted by violence. In 2015, NCAVP saw a significant increase in the percentage of undocumented survivors who reported experiencing hate violence to NCAVP member programs. Undocumented survivors were significantly more likely to experience physical violence than documented survivors, suggesting that the intersection of anti-immigrant sentiment and anti-LGBTQ sentiment led to more severe forms of violence.

NCAVP research on LGBTQ and HIV-affected hate violence, similar to other research on the impacts of discrimination and harassment, show that bias motivated violence has serious psychosocial, financial, physical, and other consequences for survivors. Many LGBTQ and HIV-affected people experience street-based violence and harassment; however, less commonly discussed is the violence that LGBTQ people experience in their workplaces, schools, and homes. The 2015 NCAVP findings, similar to previous years, show that safe and inclusive work, home, and school environments are imperative for ending hate violence against LGBTQ and HIV-affected communities. Additionally, the 2015 NCAVP findings on hate violence once again illustrate the importance of centering the experiences and leadership of those who are most impacted by hate violence and discrimination, including transgender and gender nonconforming people, LGBTQ people of color, LGBTQ youth and young adults, LGBTQ people with disabilities, and LGBTQ undocumented people.

[20] Grant, Jaime M., Lisa A. Mottet, Justin Tanis, Jack Harrison, Jody L. Herman, and Mara Keisling. *Injustice at Every Turn: A Report of the National Transgender Discrimination Survey*. Washington: National Center for Transgender Equality and National Gay and Lesbian Task Force, 2011.

NCAVP found that the majority of survivors reporting hate violence to NCAVP member programs experienced violence by someone who was known to them, with the most common relationships being landlords,

neighbors, employers, and family members. This was especially true for transgender survivors who were more likely to know the person who perpetrated the violence against them compared to cisgender survivors. Similarly, nearly half of survivors reported experiencing violence in either a private residence or a workplace. It is unclear if these trends are because LGBTQ and HIV-affected people actually experience higher rates of violence from people that they know, or if they are just more likely to seek services and to report violence when experiencing violence by someone who is known to them. It is possible that LGBTQ and HIV-affected survivors are more likely to report experiencing violence from family members, landlords, or employers because of the broader psychosocial, financial, and housing consequences. Also, violence by strangers, particularly verbal or online harassment, may be so normalized that LGBTQ survivors are less likely to report or seek support around these types of hate violence.

## LGBTQ and HIV-Affected Violence in the Workplace

In 2015, one out of eight survivors reported experiencing violence, such as physical violence, discrimination, and harassment, in a workplace. Additionally, more than one in six survivors who knew the person who perpetrated the violence against them experienced violence from an employer or coworker. Currently there is no federal statute that explicitly provides employment protections from discrimination on the basis of sexual orientation and gender identity. However, the Equal Employment Opportunity Commission interprets employment discrimination on the basis of sexual orientation or gender identity as a form of sex discrimination under Title VII<sup>21</sup>. Currently, only 20 states have statutes that protect against discrimination for both sexual orientation and gender identity in both public and private sectors.<sup>22</sup> In this climate of limited protections, research consistently shows LGBTQ and HIV-affected people experience high rates of discrimination and harassment in the workplace.

According to the 2008 General Social Survey, about 27% of LGB people have experienced workplace harassment and about 7% have lost a job as a result of discrimination.<sup>23</sup> Rates and experiences of employment discrimination and harassment seem to be exacerbated for transgender and gender nonconforming people and for people of color. According to the National Transgender Discrimination Survey, 32% of black transgender people have lost a job due to bias.<sup>24</sup> Additionally, 46% of black transgender people were harassed, 15% were physically assaulted,

and 13% were sexually assaulted while at work.<sup>25</sup> Many LGBTQ people may attempt to hide their sexual orientation or gender identity at work because they are fearful of experiencing violence or discrimination. For example, nearly half of bisexual people report that they are not open about their sexual orientation at work compared to 24% of gay and lesbian people.<sup>26</sup>

The discrimination and harassment, or fear of discrimination and harassment, LGBTQ people experience has serious consequences on LGBTQ people's mental and physical health, as well as their financial and economic security. LGBTQ people experience higher rates of unemployment and poverty than non-LGBTQ people. Once again, these experiences are more severe for people of color, bisexual people, and transgender and gender nonconforming people. About 30% of bisexual women live in poverty, compared to 20% of gay men and 23% of lesbians.<sup>27</sup> Transgender Americans are nearly four times as likely to have a household income under \$10,000 per year compared to the general population, and this is true despite similar or higher rates of completing at least some college or obtaining a college or graduate degree.<sup>28</sup>

[21] Equal Employment Opportunity Commission. *What You Should Know About EEOC and the Enforcement Protections for LGBT Workers*. Retrieved March, 2016, from [https://www.eeoc.gov/eeoc/newsroom/wysk/enforcement\\_protections\\_lgbt\\_workers.cfm](https://www.eeoc.gov/eeoc/newsroom/wysk/enforcement_protections_lgbt_workers.cfm)

[22] Movement Advancement Project (MAP). (2016, April 12). *Non-Discrimination Laws*. Retrieved April, 2016, from [http://www.lgbtmap.org/equality-maps/non\\_discrimination\\_laws](http://www.lgbtmap.org/equality-maps/non_discrimination_laws)

[23] Sears, B., & Mallory, C. (2011, July). *Documented Evidence of Employment Discrimination & Its Effects on LGBT People*. Retrieved from <http://williamsinstitute.law.ucla.edu/wp-content/uploads/Sears-Mallory-Discrimination-July-20111.pdf>

[24] *Op Cit.* Grant (2011) .

[25] *Ibid.*

[26] MAP. (2014, September). *Understanding Issues Facing Bisexual Americans*. <http://www.lgbtmap.org/file/understanding-issues-facing-bisexual-americans.pdf>

[27] *Ibid.*

[28] *Op Cit.* Center for American Progress and MAP (2014)

[29] *Ibid.*

# LGBTQ and HIV-Affected Violence in Housing

The NCAVP findings support other research that demonstrates that many LGBTQ people experience violence in their homes by family members, neighbors, or landlords. Nearly one in three survivors reported experiencing violence in a private residence. Additionally, one in four survivors who reported knowing the person who perpetrated violence against them experienced violence by a landlord, neighbor, or tenant. Currently, the Federal Fair Housing Act does not include sexual orientation or gender identity, meaning that there is no federal statute that prohibits discrimination in private sector housing based on sexual orientation or gender identity. One survey found that 11% of LGB people had personally experienced discrimination while renting an apartment or buying a home.<sup>30</sup> However, The Federal Fair Housing Act does include protections for discrimination based on HIV status under the disability statute. Additionally, the Department on Housing and Urban Development, also known as HUD, prohibits discrimination on the basis of sexual orientation and gender identity in any housing program that receives any HUD funding.<sup>31</sup> While these protections should be commended, LGBTQ and HIV-affected people continue to experience high rates of violence and discrimination in housing.

In 2015, NCAVP found that black survivors and gay survivors were more likely to have experienced hate violence by landlords or neighbors than non-black and non-gay survivors. Similarly, other research has shown that transgender people experience disproportionate rates of discrimination and violence in housing. For example, more than 1 in 10 transgender people have been evicted from their homes because of their gender identity.<sup>32</sup> Additionally, 38% of black transgender people have been refused a home or apartment because of discrimination and bias.<sup>33</sup>

[30] Friedman, S. (2013). *An Estimate of Housing Discrimination Against Same-Sex Couples*. U.S. Department of Housing and Urban Development Office of Policy Development and Research. Retrieved from [https://www.huduser.gov/portal/Publications/pdf/Hsg\\_Disc\\_against\\_SameSexCpls\\_v3.pdf](https://www.huduser.gov/portal/Publications/pdf/Hsg_Disc_against_SameSexCpls_v3.pdf).

[31] HUD (n.d.). *Ending Housing Discrimination Against LGBT Individuals and their Families*. Retrieved March, 2016, from [http://portal.hud.gov/hudportal/HUD?src=/program\\_offices/fair\\_housing\\_equal\\_opp/LGBT\\_Housing\\_Discrimination](http://portal.hud.gov/hudportal/HUD?src=/program_offices/fair_housing_equal_opp/LGBT_Housing_Discrimination)

[32] MAP (2014) op. cit.

[33] Grant, et al., (2011) op. cit. `

NCAVP findings demonstrate how LGBTQ people not only experience violence by strangers, but in the very places they live. This can have serious consequences, including increased rates of homelessness, particularly for LGBTQ people of color, LGBTQ youth, and transgender and gender non-conforming people. Not only are survivors experiencing violence by landlords or other people related to their housing, but housing insecurity further increases their risk of experiencing further hate violence, in addition to other forms of violence including sexual violence and intimate partner violence. Clearly, discrimination and violence in housing should be a focus in the work to end violence against LGBTQ and HIV-affected people.

# LGBTQ and HIV-Affected Young Adults' Experiences with Hate Violence

Consistent with NCAVP findings from at least the last five years, adolescents and young adults were the age group most impacted by hate violence. In 2015, survivors between the ages of 14-29 made up 37% of the total survivors who reported experiencing hate violence, followed by survivors between the ages of 30-39 at 24%. Survivors who were between the ages of 14-24 were significantly more likely to experience violence by an acquaintance or a relative than survivors in other age groups.

NCAVP's findings support other research that shows that LGBTQ adolescents and young adults experience violence in their everyday environments by people who are known to them, as in at schools or within their families. A 2013 nationwide survey of LGBTQ students' experiences in middle schools and high schools found that 74% of students had been verbally harassed because of their gender identity and 55% because of their gender expression.<sup>34</sup> Nearly 62% of students who reported the violence they experienced reported that school staff did nothing in response.<sup>35</sup> According to information from the Youth Risk Behavior Surveys, between 12% and 28% of LGB students across seven states had been threatened or injured with a weapon while on school property.<sup>36</sup> These experiences may be exacerbated for students with other marginalized identities, such as LGBTQ students of color, LGBTQ students who are undocumented, or LGBTQ students with disabilities. The 2013 nationwide school climate survey found that 59% of students had heard sexist remarks in school, 47% had heard negative remarks about disabilities, and 34% had heard racist remarks.<sup>37</sup>

LGBTQ adolescents and young adults not only experience high rates of victimization in their school environments, but many experience violence in their homes as well. Similar to NCAVP's findings that adolescents were more likely to experience violence from a family member or relative, a study on the experiences of transgender women found that of those who had experienced sexual violence as adolescents, family members were the perpetrators for about half of the survivors.<sup>38</sup> In a study of LGBTQ homeless youth, the two most commonly cited reasons for being homeless were family rejection because of sexual orientation or gender identity and being forced out by parents because of sexual orientation or gender identity.<sup>39</sup>

[34] Kosciw, J. G., Greytak, E. A., Palmer, N. A., & Boesen, M. J. (2014). *The 2013 National School Climate Survey: The experiences of lesbian, gay, bisexual and transgender youth in our nation's schools*. New York: GLSEN

[35] Ibid.

[36] The Center for Disease Control and Prevention. (2014). *LGBT Youth*. Retrieved March, 2016, from <http://www.cdc.gov/lgbthealth/youth.htm>

[37] Kosciw (2014). *Op Cit*.

[38] Nemoto, T., Bödeker, B., & Iwamoto, M. (2011). *Social Support, Exposure to Violence and Transphobia, and Correlates of Depression Among Male-to-Female Transgender Women With a History of Sex Work*. *Am J Public Health American Journal of Public Health*, 101(10), 1980-1988. doi:10.2105/ajph.2010.197285

[39] Durso, L.E., & Gates, G.J. (2012). *Serving Our Youth: Findings from a National Survey of Service Providers Working with Lesbian, Gay, Bisexual, and Transgender Youth who are Homeless or At Risk of Becoming Homeless*. Los Angeles: The Williams Institute with True Colors Fund and The Palette Fund.

The daily experience for many LGBTQ adolescents and young adults is fraught with violence and harassment, and the impact of this violence is well documented. LGBTQ adolescents experience higher rates of suicidality, depression, drug and alcohol use, and are more likely to drop out of school.<sup>40, 41</sup> LGBTQ adolescents who experience high rates of bias motivated violence are more likely to experience clinical levels of depression and have poorer health as young adults than students who did not experience violence.<sup>42</sup> Similarly, family rejection is also linked to higher rates of depression, substance abuse, and suicidality.<sup>43</sup> In contrast, research has shown that LGBTQ adolescents and young adults who had higher levels of social support from family members, friends, or other community members, had more positive health and psychosocial outcomes, even when they had experienced bias motivated violence.<sup>44</sup> Thus, it is critical when working with LGBTQ adolescents and youth to address both their individual mental health and build their social support, either through programs that include families or creating positive spaces for LGBTQ youth to take leadership roles and create community.

[40] Duncan, D. T., & Hatzenbuehler, M. L. (2014). *Lesbian, Gay, Bisexual, and Transgender Hate Crimes and Suicidality Among a Population-Based Sample of Sexual-Minority Adolescents in Boston*. *Am J Public Health American Journal of Public Health*, 104(2), 272-278. doi:10.2105/ajph.2013.301424

[41] Heck, N., Flentje, A., & Cochran, B. (2013). *Offsetting risks: High school gay-straight alliances and lesbian, gay, bisexual, and transgender (LGBT) youth*. *Psychology of Sexual Orientation and Gender Diversity*, 1(5), 81-90.

[42] Russel, S., Ryan, C., Toomey, R., Diaz, R., & Sanchez, J., (2011). *Lesbian, Gay, Bisexual, and Transgender Adolescent School Victimization: Implications for young adult health and Adjustment*. *Journal of School Health*, 81 (5), 223-230.

[43] Ryan, C., Russell, S. T., Huebner, D., Diaz, R., & Sanchez, J. (2010). *Family Acceptance in Adolescence and the Health of LGBT Young Adults*. *Journal of Child and Adolescent Psychiatric Nursing*, 23(4), 205-213. doi:10.1111/j.1744-6171.2010.00246.x

[44] Op Cit.



# LGBTQ and HIV-Affected Communities and Police Violence

From 2014 to 2015, there was a decrease in the percentage of survivors who reported their experience of hate violence to police. The decrease in reporting to police may be due to the increased visibility of police violence, particularly against people of color. Additionally, given the increase in the percentage of undocumented survivors reporting to NCAVP members in 2015, some survivors may fear law enforcement, both because of violence and the risk of deportation if they report the violence they have experienced to law enforcement. This is despite undocumented survivors being four times more likely to experience physical violence compared to documented survivors. Finally, given that many LGBTQ and HIV-affected survivors of violence knew the person that perpetrated the violence against them, these survivors may have been reluctant to involve the police for fear of possible consequences for their family or community members. This is particularly true for LGBTQ people of color and undocumented people, many of whom have experienced the consequences of racism, homophobia, and transphobia in the criminal justice system.

For those survivors who did report to police, 80% indicated that police responded to them with either indifference or hostility. Survivors also reported experiencing other forms of police violence including verbal abuse, physical violence and the use of slurs or other biased language. NCAVP research supports other research that found that LGBTQ people, particularly LGBTQ people of color and transgender and gender nonconforming people, experience high rates of police violence and discrimination leading to mistrust in law enforcement and fewer survivors seeking help or accountability through the criminal justice system.<sup>44</sup> LGBTQ communities have experienced biased policing and police violence since the birth of the modern-day LGBTQ rights movement. While there have been many strides in addressing biased policing, it is imperative to continue to work towards reforming policing practices towards LGBTQ communities.<sup>45</sup> Additionally, other accountability mechanisms, such as community accountability models, should be supported so that those survivors who are reluctant to interact with the criminal justice system are able to access support and justice in ways that are meaningful to them.

[44] Mallory, C., Hasenbush, A., & Sears, B. (2015). *Discrimination and Harassment by Law Enforcement Officers in the LGBT Community*. The Williams Institute. Retrieved from <http://williamsinstitute.law.ucla.edu/wp-content/uploads/LGBT-Discrimination-and-Harassment-in-Law-Enforcement-March-2015.pdf>

[45] Gossett, C., Gossett, R., & Lewis, A. (n.d.). *Reclaiming Our Lineage: Organized Queer, Gender-Nonconforming, and Transgender Resistance to Police Violence*. Retrieved March, 2016, from <http://sfonline.barnard.edu/a-new-queer-agenda/reclaiming-our-lineage-organized-queer-gender-nonconforming-and-transgender-resistance-to-police-violence/>

# RECOMMENDATIONS

## **Build up systems of social and community support for LGBTQ and HIV-affected communities and increase programming that directly addresses homophobic, biphobic, and transphobic beliefs and behaviors.**

- Policy makers and funders should support public education and awareness campaigns to reduce and end homophobia, biphobia, and transphobia.
- Policy makers and funders should support hate violence prevention programs that focus on building positive psychosocial support systems for LGBTQ and HIV-affected communities, including relationship and skill building with family members, friends, and acquaintances of LGBTQ and HIV-affected people.
- Policy makers and funders should increase support and funding for innovative programs that seek to increase inclusive policies and practices at places of employment, housing, schools, social services agencies, and other everyday environments where LGBTQ and HIV-affected people experience violence.
- Federal, state, and local governments should include LGBTQ and HIV-affected specific funding in all federal, state, and local anti-violence funding streams.
- Public and private funders should support LGBTQ and HIV-affected led community-based hate violence prevention initiatives that work with communities who are disproportionately affected by violence, such as LGBTQ youth, disability communities, undocumented survivors, people of color, and transgender and gender non-conforming people.

## **Address key factors that increase LGBTQ and HIV-affected communities' risk of experiencing hate violence including poverty, unemployment, lack of safe housing, and lack of non-discrimination policies and protections.**

- Federal and state policy makers should raise the minimum wage to increase low-income and low-wage workers' ability to access basic needs and increase their safety.
- Federal, state, and local governments should pass comprehensive non-discrimination laws and enact policies that protect LGBTQ and HIV-affected communities from discrimination based on sexual orientation, gender identity, gender expression, and HIV-status in regards to housing,

2016, from <http://sfonline.barnard.edu/a-new-queer-agenda/reclaiming-our-lineage-organized-queer-gender-nonconforming-and-transgender-resistance-to-police-violence/>



healthcare, employment, public accommodation, and access to services.

- Policy makers should remove barriers to housing, food assistance, employment, education, and other social safety rights for people with criminal records, many of whom are LGBTQ and HIV-affected.
- Policy makers and legislators should enact laws and policies to address LGBTQ and HIV-affected youth experiences of bullying, harassment, and violence in schools, foster care, family court, shelters, and the juvenile justice system such as the LGBTQ-inclusive Runaway and Homeless Youth Act, the Student Non-Discrimination Act, and the Safe Schools Improvement Act.

**Decrease police violence and over policing of LGBTQ and HIV-affected communities. Increase support for alternative community accountability models to ensure all survivors have access to justice that is safe and appropriate for their unique experiences.**

- Policy makers should enact policies that address homophobic, transphobic, and biphobic violence within jails, detention centers, and prisons. This includes ensuring that police officers are investigated and held accountable for homophobic, biphobic, and transphobic harassment and violence.
- Policy makers and funders should support LGBTQ organizations to document and evaluate alternative community accountability and transformative justice strategies to support LGBTQ and HIV-affected survivors in ways separate from the criminal legal system.
- Federal, state, and local governments should end laws and policies which criminalize and profile around experiences of homelessness, HIV-status, participation in sex work and other survival crimes, and drug possession, as well as profiling around race, ethnicity, gender identity and sexual orientation.
- Policy makers and services providers should support and increase LGBTQ and HIV-affected inclusive harm reduction services around homelessness, HIV-status, participation in sex work and other survival crimes, and drug use.
- Federal, state, and local governments should mandate trainings to increase first responders' and non-LGBTQ and HIV-affected direct service providers' knowledge and competency in serving LGBTQ and HIV-affected survivors of violence.
- Local law enforcement agencies should prohibit policing protocols and practices that use searches to assign gender.

- Policymakers should ensure the implementation of the Prison Rape Elimination Act (PREA) in immigration detention centers and expand PREA to grant more rights for incarcerated transgender people.
- The Centers for Disease Control and Prevention and the Department of Justice should issue guidance condemning reliance on the use of condoms as evidence of prostitution law violations, in order to improve the public health and safety of LGBTQ and HIV-affected people. State and local law enforcement agencies should prohibit the use of condoms as evidence of prostitution law violations.

**Increase information on how LGBTQ and HIV-affected communities experience violence and increase resources for documenting and evaluating effective LGBTQ and HIV-affected hate violence prevention strategies and models.**

- Policy makers and funders should prioritize both quantitative and qualitative research that explores how different communities within the larger LGBTQ and HIV-affected community experience violence, as well as research that investigates effective response and healing services.
- Federal surveys that collect data on incidents of violence, including the FBI's Uniform Crime Report and the United States Department of Justice's National Crime Victimization Survey, should include questions regarding the sexual orientation and gender identity of both survivors and offenders.

## **Enact comprehensive, humane, and LGBTQ-inclusive immigration reform.**

- Policy makers should reduce the criminalization, detention, and deportation of LGBTQ and HIV-affected immigrants. States should separate community police work from federal immigration enforcement through limiting programs such as Secure Communities (S-Comm) and policy makers should expand the alternatives-to-detention program throughout the United States.
- Policy makers should strengthen and improve the asylum process for LGBTQ and HIV-affected survivors by:
  - Assigning culturally competent and qualified immigration judges, and improving access to legal counsel for LGBTQ and HIV-affected immigrants.
  - Repealing the Illegal Immigration Reform and Immigrant Responsibility Act of 1996 provisions concerning work authorization filing procedures when asylum seekers request an adjournment, and give those seeking protection in the United States the right to apply for an Employment Authorization Document.
  - Amending the Immigration and Nationality Act (INA) to allow LGBTQ and HIV-affected asylum seekers to simultaneously file an asylum application and an application for work authorization.

# CONCLUSION

The NCAVP LGBTQ Hate Violence in 2015 report serves as a reminder of the ongoing and necessary work conducted by community-based organizations, policy makers, funders, first responders, healthcare professionals, law enforcement, and community members in order to ensure safety for all of our communities. The year 2015 continued to be a year in which violence against LGBTQ and HIV-affected communities remained a concerning and sometimes deadly reality in the United States. Hate violence against LGBTQ and HIV-affected communities is complex and takes on many different forms. This year's findings once again show that LGBTQ people of color, LGBTQ youth, transgender and gender nonconforming people, and undocumented LGBTQ people are severely impacted by hate violence. The 2015 findings highlight the importance of expanding the narrative of hate violence from singular acts of extreme physical violence to include the everyday and more insidious violence that occurs in workplaces, homes, and schools. NCAVP documents this violence in order to give voice to the experiences of LGBTQ and HIV-affected survivors and victims, increase public awareness, dialogue, and research in order to create the conditions to end violence against LGBTQ and HIV-affected communities.

# APPENDIX ONE

<b>CALLER INFORMATION</b>	Intake Type: <input type="checkbox"/> Hotline/Phone <input type="checkbox"/> Email <input type="checkbox"/> Mail <input type="checkbox"/> Ofc/Walk-in <input type="checkbox"/> Media <input type="checkbox"/> Website	Entered Into Database ____/____/____ Call Back Needed <input type="checkbox"/> Yes <input type="checkbox"/> No Primary Language _____
	Case Number: _____	

<b>Case Type(s)</b> <i>(select all that apply):</i>	<b>B:</b> Hate Violence <b>P:</b> Police Violence	<b>I:</b> Intimate Partner Violence <b>S:</b> Sexual Violence	<b>H:</b> HIV-related <b>Z:</b> Pick-up violence	<b>NA:</b> Hotline
--	--	--	---	--------------------

Caller's Name: _____ Caller's Address: _____ _____ Phone: (____) _____ Ok to call? <input type="checkbox"/> Alt Phone: (____) _____ Ok to call? <input type="checkbox"/> Caller's E-mail: _____ Ok to email? <input type="checkbox"/>	<b>Caller presents as (check one):</b> <input type="checkbox"/> Family <input type="checkbox"/> Friend <input type="checkbox"/> Lover/Partner <input type="checkbox"/> Offender <input type="checkbox"/> Organizational Survivor/Victim <input type="checkbox"/> Service provider <input type="checkbox"/> Survivor/Victim <input type="checkbox"/> Witness <input type="checkbox"/> Other (specify): _____ <b>Caller assessed as (For IPV cases, complete after using IPV Assessment Form):</b> <input type="checkbox"/> Family <input type="checkbox"/> Friend <input type="checkbox"/> Lover/Partner <input type="checkbox"/> Offender <input type="checkbox"/> Organizational Survivor/Victim <input type="checkbox"/> Service provider <input type="checkbox"/> Survivor/Victim <input type="checkbox"/> Witness <input type="checkbox"/> Other (specify): _____
---	--

**Caller Was Referred By** (Check one)

AVP Publicity  Court  Family  Friend  Hospital \_\_\_\_\_  Internet  LGBTQ Org \_\_\_\_\_  
 Media \_\_\_\_\_  Non-LGBTQ org  Phone Book  Police  Other (specify): \_\_\_\_\_

<b>SURVIVOR/VICTIM #1</b>	<b>SURVIVOR/VICTIM INFORMATION</b>
---------------------------	------------------------------------

Number of Survivors/Victims: _____ <i>(Attach 'Additional Survivor/Victims Form' to document other survivor/victims)</i> Survivor/Victim is: <input type="checkbox"/> Person <input type="checkbox"/> Organization Name: _____ Address: _____ _____ Phone: _____ Email: _____ Prefers contact via: <input type="checkbox"/> Phone <input type="checkbox"/> Email OK to say 'AVP?' <input type="checkbox"/> Yes <input type="checkbox"/> No <input type="checkbox"/> Unk. OK to leave message? <input type="checkbox"/> Yes <input type="checkbox"/> No <input type="checkbox"/> Unk. OK to email 'AVP?' <input type="checkbox"/> Yes <input type="checkbox"/> No <input type="checkbox"/> Unk. OK to receive mail? <input type="checkbox"/> Yes <input type="checkbox"/> No <input type="checkbox"/> Unk.	<b>AGE:</b> <input type="checkbox"/> < 14 <input type="checkbox"/> 40-49 <input type="checkbox"/> 15-18 <input type="checkbox"/> 50-59 <input type="checkbox"/> 19-24 <input type="checkbox"/> 60-69 <input type="checkbox"/> 25-29 <input type="checkbox"/> 70-79 <input type="checkbox"/> 30-39 <input type="checkbox"/> > 80 <input type="checkbox"/> Not disclosed Age (if known): _____ D.O.B: ____/____/____	<b>GENDER ID</b> <i>(check one that best fits the person's primary gender identity):</i> <input type="checkbox"/> Transgender Woman <input type="checkbox"/> Transgender Man <input type="checkbox"/> Transgender Non-Binary <input type="checkbox"/> Cisgender Man <input type="checkbox"/> Cisgender Woman <input type="checkbox"/> Genderqueer <input type="checkbox"/> Gender Non-Conforming <input type="checkbox"/> Gender fluid <input type="checkbox"/> Self-Identified/Other (specify): _____ <input type="checkbox"/> Unknown <b>INTERSEX:</b> <input type="checkbox"/> Yes <input type="checkbox"/> No <input type="checkbox"/> Not disclosed
---	--	--

<b>RACE/ETHNICITY</b> <i>(check all that apply):</i> <input type="checkbox"/> Arab/Middle Eastern <input type="checkbox"/> Asian/Pacific Islander <input type="checkbox"/> Black/African American/ African Descent <input type="checkbox"/> Indigenous/First People/ Native American/ American Indian <input type="checkbox"/> Latina/o <input type="checkbox"/> White <input type="checkbox"/> Self-Identified/Other (specify): _____ _____ <input type="checkbox"/> South Asian <input type="checkbox"/> Not disclosed	<b>SEXUAL ORIENTATION:</b> <input type="checkbox"/> Bisexual <input type="checkbox"/> Gay <input type="checkbox"/> Heterosexual <input type="checkbox"/> Lesbian <input type="checkbox"/> Queer <input type="checkbox"/> Questioning/ Unsure <input type="checkbox"/> Self-Identified/ Other (specify): _____ _____ <input type="checkbox"/> Not disclosed	<b>IMMIGRATION STATUS:</b> <input type="checkbox"/> U.S. citizen <input type="checkbox"/> Permanent resident <input type="checkbox"/> Undocumented <input type="checkbox"/> Other <input type="checkbox"/> Not disclosed <b>INCOME:</b> Yearly _____ Monthly _____ Do you receive any form of government assistance? Yes No	<b>HIV STATUS:</b> Survivor/victim is HIV+? <input type="checkbox"/> Yes <input type="checkbox"/> No <input type="checkbox"/> Not disclosed <b>DISABILITY:</b> Survivor/victim has a disability? <input type="checkbox"/> Yes <input type="checkbox"/> No <input type="checkbox"/> Not disclosed If yes, check all that apply and specify: <input type="checkbox"/> Blind/Visually impaired: _____ <input type="checkbox"/> Deaf/Hard of hearing: _____ <input type="checkbox"/> Learning disability: _____ <input type="checkbox"/> Mental health: _____ <input type="checkbox"/> Physical: _____ _____
--	---	---	--

**SURVIVOR/VICTIM USE OF ALCOHOL/DRUGS**Alcohol involved?  Yes  No  Not disclosedDrugs involved?  Yes  No  Not disclosed

If yes, describe: \_\_\_\_\_

**CASE/INCIDENT INFORMATION****2**

Date of Incident: \_\_\_/\_\_\_/\_\_\_ Time of Incident: \_\_\_:\_\_\_ am/pm

Location/ Address of

Precinct where incident occurred:

Incident: \_\_\_\_\_ ZIP \_\_\_\_\_

Is this a Serial Incident?  Yes  No  Unk.Previous police report filed?  Yes  No  Unk.If Yes: Number of Previous Incidents  1  2-5  6-10  11+  Unk. Ongoing since: \_\_\_/\_\_\_/\_\_\_**TYPE(S) OF VIOLENCE (check all that apply):****SITE TYPE (check one):** **VIOLENCE AGAINST PERSON (check all that apply):** **Physical violence against person (check all that apply):**

- Forced use of alcohol/drugs
- Murder
- Attempted murder
- Physical violence
- Attempted physical violence
- Robbery
- Attempted robbery
- Sexual violence
- Attempted sexual violence
- Self-injury
  - Suicide
  - Attempted suicide
  - Other self-harming behavior (cutting, etc.)

Was a weapon involved?

 Yes  No  Unknown

List weapon: \_\_\_\_\_

Did the person die?

 Yes  No  Unknown

Was the person injured?

 Yes  No  Unknown

If yes, severity of injury:

- No injuries requiring medical attention
- Injuries requiring medical attention (specify):
  - Needed but not received
  - Outpatient (Clinic/MD/ER)
  - Hospitalization/Inpatient
- Not disclosed

Type of injury (specify):

\_\_\_\_\_

\_\_\_\_\_

 **Other violence against person (check all that apply):**

- Blackmail
- Bullying
- Discrimination
- Eviction
- False police reporting
- Financial
- Harassment (NOT in person: mail, email, tel. etc)
- Isolation
- Limiting/restricting bathroom access
- Medical
- Psychological/Emotional abuse
- Sexual harassment
- Stalking
- Threats/Intimidation
- Use of children (threats, outing, etc.)
- Use of immigration status
- Verbal harassment in person
- Violence against pet
  - Pet injured
  - Pet killed
- Other (specify): \_\_\_\_\_

 **Police violence/misconduct (check all that apply):**

- Excessive force
- Police entrapment
- Police harassment
- Police raid
- Unjustified arrest
- Use of condoms as evidence

**Reported to internal/external police monitor?**

- Yes  No  Will Report
- Attempted, complaint not taken
- Not available  Unknown

 **Other (specify):** \_\_\_\_\_

- Cruising area
- In or near LGBTQ-identified venue
- Media
- Non-LGBTQ-identified venue (bar, restaurant, etc.)
- Online/Internet
- Police precinct/ jail/ vehicle
- Public Transportation
- Private residence
- School/college/university
- Shelter
  - DV/IPV
  - Non-DV/IPV
- Street/public area
- Other (specify): \_\_\_\_\_
- Workplace (place where survivor or abusive partner is employed)
- Not disclosed

Was this incident related to pick-up violence?  Yes  No  UnknownIf yes, did survivor/victim & offender meet through cruising website or phone app?  Yes  No  Unknown

If yes, specify website/app:

- Adam4adam  Craigslist  Eros
- Grindr  Manhunt  Rentboy
- Other website/app (specify): \_\_\_\_\_

**MOTIVE (check all that apply):**

- Intimate partner violence
- Economic
- Pick-up violence
- Police violence
- Sexual violence
- Bias violence
  - Anti-Homelessness/Classism
  - Anti-Immigrant
  - Anti-LGBQ/Homophobia/Biphobia
  - Anti-Sex worker
  - Anti-Transgender/Transphobia
  - Disability

 **VIOLENCE AGAINST PROPERTY (check all that apply):**

- Arson
- Theft
- Vandalism
- Other (specify): \_\_\_\_\_

\*Est. stolen/damaged property value:  
\$ \_\_\_\_\_

- HIV/AIDS-related
- Racist/Anti-ethnic
- Religious (specify perceived religion): \_\_\_\_\_
- Sexist
- Other (specify): \_\_\_\_\_
- Unknown

## OFFENDER INFORMATION

**3**

<b>Total Number of Offenders:</b>	Is offender a member of identifiable <b>hate group</b> ? <input type="checkbox"/> Yes <input type="checkbox"/> No <input type="checkbox"/> Unk.	Hate group's name(s): _____
-----------------------------------	---	-----------------------------

Vehicle used in case/incident?  Yes  No If yes, describe vehicle: \_\_\_\_\_ License #: \_\_\_\_\_

**Note: If there is more than one offender, CREATE A DESIGNATION FOR EACH OFFENDER for use in the blank following each demographic category below (A, B, C, etc.)**

Offender A Name: \_\_\_\_\_ Offender B Name: \_\_\_\_\_ Offender C Name: \_\_\_\_\_

**OFFENDER(S) KNOWN TO SURVIVOR?**  Yes  No **If YES, fill out 1), below. If NO, fill out 2).**

**1) KNOWN OFFENDER(S): RELATIONSHIP TO SURVIVOR/VICTIM:**

- Acquaintance/Friend  Employer/Co-Worker  Ex-Lover/Partner ( Live-in  Non Live-In)  Landlord
- Lover/Partner ( Live-in  Non Live-In)  Pick-Up  Police  Other law enforcement (FBI, ICE, etc.)
- Other first responder (EMT, Court personnel, etc.)  Relative/Family  Roommate  Service provider
- Tenant/Neighbor  Other (specify): \_\_\_\_\_  Unknown

**2) UNKNOWN OFFENDER: RELATIONSHIP TO SURVIVOR/VICTIM:**

- Police  Other law enforcement (FBI, ICE, etc.)  Other first responder (EMT, Court personnel, etc.)
- Pick-Up  Stranger  Other (specify): \_\_\_\_\_  Unknown

<p><b>AGE:</b></p> <input type="checkbox"/> 14 or under _____ <input type="checkbox"/> 15-18 _____ <input type="checkbox"/> 19-24 _____ <input type="checkbox"/> 25-29 _____ <input type="checkbox"/> 30-39 _____ <input type="checkbox"/> 40-49 _____ <input type="checkbox"/> 50-59 _____ <input type="checkbox"/> 60-69 _____ <input type="checkbox"/> 70-79 _____ <input type="checkbox"/> 80 or over _____ <input type="checkbox"/> Not disclosed _____ Age (if known) _____ D.O.B: _____/_____/_____ 	<p><b>GENDER ID</b> (check all that apply):</p> <input type="checkbox"/> Man _____ <input type="checkbox"/> Woman _____ <input type="checkbox"/> Non-Transgender _____ <input type="checkbox"/> Transgender _____ <input type="checkbox"/> Self-Identified /Other _____ (specify): _____ <input type="checkbox"/> Not Disclosed _____ <input type="checkbox"/> Unknown _____ <p><b>INTERSEX:</b></p> <input type="checkbox"/> Yes <input type="checkbox"/> No <input type="checkbox"/> Not disclosed <input type="checkbox"/> Unknown	<p><b>RACE/ETHNICITY</b> (check all that apply):</p> <input type="checkbox"/> Arab/Middle Eastern _____ <input type="checkbox"/> Asian/Pacific Islander _____ <input type="checkbox"/> Black/African American/African Descent _____ <input type="checkbox"/> Indigenous/First People/Native American/American Indian _____ <input type="checkbox"/> Latina/o _____ <input type="checkbox"/> White _____ <input type="checkbox"/> Self-Identified /Other _____ (specify): _____ <input type="checkbox"/> South Asian _____ <input type="checkbox"/> Not disclosed _____ <input type="checkbox"/> Unknown _____	<p><b>SEXUAL ORIENTATION:</b></p> <input type="checkbox"/> Bisexual _____ <input type="checkbox"/> Gay _____ <input type="checkbox"/> Heterosexual _____ <input type="checkbox"/> Lesbian _____ <input type="checkbox"/> Queer _____ <input type="checkbox"/> Questioning/Unsure _____ <input type="checkbox"/> Self-Identified/Other _____ (specify): _____ <input type="checkbox"/> Not disclosed _____ <input type="checkbox"/> Unknown _____ <p><b>OFFENDER USE OF ALCOHOL/DRUGS</b></p> Alcohol involved? <input type="checkbox"/> Yes <input type="checkbox"/> No <input type="checkbox"/> Not disclosed <input type="checkbox"/> Unk. Drugs involved? <input type="checkbox"/> Yes <input type="checkbox"/> No <input type="checkbox"/> Not disclosed <input type="checkbox"/> Unk. If yes, describe: _____ _____ 
--	--	---	---

## POLICE/COURT RESPONSE

**Did survivor/victim interact with police in any way?**  Yes  No  Unknown

<p><b>POLICE RESPONSE</b></p> <p><i>What was police attitude toward survivor/victim?</i></p> <input type="checkbox"/> Courteous <input type="checkbox"/> Indifferent <input type="checkbox"/> Hostile <input type="checkbox"/> Unk. <p><i>Did police do any of following to survivor/victim?</i> (check all that apply):</p> <input type="checkbox"/> Arrest survivor/victim <input type="checkbox"/> Verbal abuse	<p><b>POLICE REPORTING</b></p> <p><i>Did survivor/victim report incident to police?</i></p> <input type="checkbox"/> Yes <input type="checkbox"/> No <input type="checkbox"/> Unknown <input type="checkbox"/> Will report <p><i>Did the police take a complaint?</i> <input type="checkbox"/> Yes <input type="checkbox"/> No Complaint # _____</p> <p><i>Did the police arrest the offender(s)?</i> <input type="checkbox"/> Yes <input type="checkbox"/> No <input type="checkbox"/> Unknown</p> <p><i>Police involved</i> (check all that apply):</p>
---	---



- Use slurs or bias language
- Physical violence
- Police refused to take complaint
- Sexual violence
- Other negative behaviors (specify): \_\_\_\_\_

- City/Muni.  County  State  Federal (specify): \_\_\_\_\_
- Other (please specify): \_\_\_\_\_ Police Badge # \_\_\_\_\_

**PROTECTIVE ORDERS**

Was a protective order sought by survivor/victim?

- Yes  No  Unknown

Was the protective order granted?

- Yes  No  Unknown

Protective order obtained (check all that apply):

- By survivor/victim  By offender  Both survivor/victim & offender
- Civil  Criminal  DV  Non-DV  Temporary  Permanent
- Unknown

*If police violence/misconduct, reported to internal/external police monitor?*

- Yes  No  Will Report
- Attempted, complaint not taken
- Not available  Unknown

**POLICE/COURT RESPONSE (continued)** **4**

**DOMESTIC VIOLENCE CLASSIFICATION**

N/A

Did the survivor/victim identify the case/incident as domestic violence?  Yes  No  Unknown

Did the police classify the case/incident as domestic violence?  Yes  No  Unknown

If criminal case, was the case/incident classified as domestic violence by prosecutors?  Yes  No  In process  Unknown

**BIAS INCIDENT CLASSIFICATION**

N/A

Did the survivor/victim describe the incident as hate-motivated?  Yes  No  Unknown

Did the police classify the incident as hate-motivated?  Yes  No  Unknown

Was the incident classified as a hate crime by prosecutors?  Yes  No  In process  Unknown

**SERVICES PROVIDED**

GENERAL SERVICES	ADVOCACY (check all types that apply):	REFERRALS (check all that apply):	FOLLOW-UP NEEDED?
<input type="checkbox"/> Counseling <input type="checkbox"/> Safety planning	<input type="checkbox"/> Housing <input type="checkbox"/> Legal <input type="checkbox"/> Medical <input type="checkbox"/> Mental health  <input type="checkbox"/> Police <input type="checkbox"/> Public benefits <ul style="list-style-type: none"> <li><input type="checkbox"/> Disability/SSD</li> <li><input type="checkbox"/> Medicaid/Medicare</li> <li><input type="checkbox"/> Public Assistance/Food Stamps</li> <li><input type="checkbox"/> Shelter/Housing</li> <li><input type="checkbox"/> Unemployment</li> </ul> <input type="checkbox"/> Other (specify): _____	<input type="checkbox"/> Housing <input type="checkbox"/> Legal <input type="checkbox"/> Shelter <ul style="list-style-type: none"> <li><input type="checkbox"/> DV</li> <li><input type="checkbox"/> Homeless</li> </ul> <input type="checkbox"/> Medical <input type="checkbox"/> Police <input type="checkbox"/> Other (specify): _____	<input type="checkbox"/> Agency follow-up <input type="checkbox"/> Caller follow-up

**CASE STATUS & MANAGEMENT (Staff Only)**

- Case Opened **Assigned to:** \_\_\_\_\_
- Case Closed
- Case Reassignment **Re--assigned to:** \_\_\_\_\_
- Case Data Update
- Re-Opened Closed Case **Assigned to:** \_\_\_\_\_
- Quality Status Review
- Case Conference Presentation

**NARRATIVE**

In your description of the case/incident, please make sure that you give the scenario of the violence, including the use of weapons, the specific anti-LGBTQ words used (if any), and extent of injuries.

---



---



---



---



---



# APPENDIX TWO

**TABLE 3.**  
**Information**  
**About Incidents**  
**of Hate Violence**

<b>VIOLENCE TYPE (N=669)** +</b>	<b># OF PEOPLE</b>	<b>%</b>
PHYSICAL VIOLENCE	309	12%
ATTEMPTED PHYSICAL VIOLENCE	94	4%
ROBBERY	42	2%
SEXUAL VIOLENCE	87	3%
BULLYING	181	7%
DISCRIMINATION	382	14%
HARASSMENT (ONLINE, TELEPHONE, MAIL)	243	9%
ISOLATION	40	2%
SEXUAL HARASSMENT	37	1%
STALKING	54	2%
THREATS / INTIMIDATION	300	11%
VERBAL HARASSMENT IN PERSON	410	15%
VANDALISM	28	1%
POLICE VIOLENCE	33	1%
<b>SURVIVOR INJURED (N=669)</b>	<b># OF PEOPLE</b>	<b>%</b>
YES	219	31%
NO	480	69%
<b>MEDICAL ATTENTION SOUGHT (N=571)</b>	<b># OF PEOPLE</b>	<b>%</b>
YES	131	23%
NO	440	77%
<b>UNDERLYING BIAS (N=41)**++</b>	<b># OF PEOPLE</b>	<b>%</b>
ANTI-IMMIGRANT	21	2%
HETEROSEXIST/ANTI-LGBTQ	647	58%
ANTI-SEX WORKER	10	1%
ANTI-TRANSGENDER	293	26%
ANTI-DISABILITY	39	4%
HIV/AIDS RELATED	28	3%
RACIST /ETHNIC	16	1%
SEXIST	26	1%
OTHER	41	4%

*\*\* For these variables, survivors were able to choose more than one answer choice. The numbers and percentages reflect the total number of responses to this variable rather than respondents.*

*+ Violence types included a number of other types of violence that represented less than one percent of the total responses, including but not limited to murder, attempted murder, blackmail, medical violence, and eviction.*

*++ Anti-religious bias was another type of bias but equaled less than 1%.*

# APPENDIX TWO

**TABLE 3.**  
**Information**  
**About Incidents**  
**of Hate Violence**  
(CONTINUED)

<b>SITE TYPE (N=819)</b>	<b># OF PEOPLE</b>	<b>%</b>
CRUISING AREA	7	1%
LGBTQ VENUE	9	1%
NON-LGBTQ VENUE	52	6%
POLICE PRECINCT, JAIL, VEHICLE	14	2%
PRIVATE RESIDENCE	300	37%
SCHOOL, COLLEGE, UNIVERSITY	11	1%
SHELTER	29	4%
STREET	171	21%
WORKPLACE	101	12%
OTHER	125	15%

# APPENDIX TWO

**TABLE 4.**  
**Information**  
**about Police**  
**Responses to**  
**Survivors of Hate**  
**Violence**

<b>SURVIVOR INTERACTED WITH POLICE (N=709)</b>	<b># OF PEOPLE</b>	<b>%</b>
YES	290	41%
NO	419	59%

<b>SURVIVOR REPORT INCIDENT POLICE (N=709)</b>	<b># OF PEOPLE</b>	<b>%</b>
YES	268	43%
NO	353	57%

<b>POLICE ATTITUDES WHEN REPORTING (N=290)</b>	<b># OF PEOPLE</b>	<b>%</b>
COURTEOUS	40	20%
INDIFFERENT	84	41%
HOSTILE	79	39%

<b>POLICE MISCONDUCT (N=587)</b>	<b># OF PEOPLE</b>	<b>%</b>
ANY MISCONDUCT	61	10%
NO MISCONDUCT	526	90%

<b>TYPES OF MISCONDUCT REPORTED (N=35)</b>	<b># OF PEOPLE</b>	<b>%</b>
EXCESSIVE FORCE	9	26%
ENTRAPMENT	3	9%
POLICE RAID	2	6%
UNJUSTIFIED ARREST	21	60%

<b>POLICE BEHAVIOR (N=126)</b>	<b># OF PEOPLE</b>	<b>%</b>
ARREST SURVIVOR	17	14%
VERBAL ABUSE	40	33%
SLURS OR BIAS LANGUAGE	10	8%
PHYSICAL VIOLENCE	19	16%
SEXUAL VIOLENCE	3	3%
OTHER NEGATIVE	37	31%

# LOCAL SUMMARIES

## Los Angeles LGBT Center LOS ANGELES, CALIFORNIA

Since 1987, the Los Angeles LGBT Center (formerly the L.A. Gay & Lesbian Center) has remained dedicated to assisting victims of anti-LGBTQ hate violence. Established in 1988 by the Legal Services Department, the Anti-Violence Project (AVP) has become the largest and most comprehensive victim services program in Southern California specifically assisting victims of anti-LGBTQ hate violence. Through State-certified Victim Advocate staff, trained crisis counselors, and outreach volunteers, AVP provides a wide array of victim recovery and empowerment services including crisis counseling, advocacy with law enforcement, attorney consultations and referrals, assistance with victims' compensation, and referrals to long-term counseling and other social services.

In 2015, a total of 205 survivors and victims were served by the AVP, a 34% decrease from the 311 served the year before. Of those survivors and victims who reported to AVP, 107 (52%) experienced attempted or actual physical violence. Additionally, 160 clients were victims of discrimination and 112 experienced verbal harassment in person.

The AVP has a specific focus on serving the transgender community and immigrant communities, which experience disproportionate levels of hate violence and discrimination. In 2015, the AVP continued to see the disproportionate impact of violence on LGBTQ people of color, with the most severe cases of violence and discrimination perpetrated against transgender women of color and LGBTQ immigrants. Of the reporting survivors in 2015, 26% were transgender and 38% were undocumented.

In 2015, the AVP continued to proactively provide transgender cultural competency trainings to law enforcement, and a wide array of service providers and community organizations. We also worked closely with our Immigration Law Project, to provide increased services to LGBTQ immigrants seeking asylum.

Latino/a survivors and victims comprised the largest racial/ethnic group served, at 49%. Additionally, 27% of those served self-identified as White, 10% as Black/African-American as well as 11 clients who self-identified as Arab/Middle Eastern, 4 as Asian/Pacific Islander, 1 as Native/American Indian/Indigenous, and 1 as Multiracial.

Similar to 2014, in 2015 the greatest number of survivors reporting to AVP was between the ages of 30-39 (24%). Additionally, 89% survivors were between the ages of 19-59 with only 4 being over 70 years of age, and 2 of the 205 survivors were under 18 years of age.

# Buckeye Region Anti-Violence Organization (BRAVO) OHIO STATEWIDE

BRAVO works to eliminate violence perpetrated on the basis of sexual orientation and/or gender identification, intimate partner violence, and sexual assault through prevention, education, advocacy, violence documentation, and survivor services, both within and on behalf of the Lesbian, Gay, Bisexual, and Transgender communities.

Services include anonymous, confidential crisis support and information via the BRAVO HelpLine with trained staff and volunteers, documentation of hate and bias violence, intimate partner violence, sexual violence, and stalking, hospital, police, and legal advocacy, public education to increase awareness of hate and bias violence, intimate partner violence, sexual violence, and stalking, and to increase knowledge about support services available, education of public safety workers, and service and health care providers to increase their competency to serve LGBTQI victims. BRAVO is committed to our belief that the best way to reduce violence is to foster acceptance. Only by making people and institutions aware of these issues and “demystifying” LGBTQ people and the issues that LGBTQ people face can we assure quality services to survivors and ultimately reduce the incidence of violence.

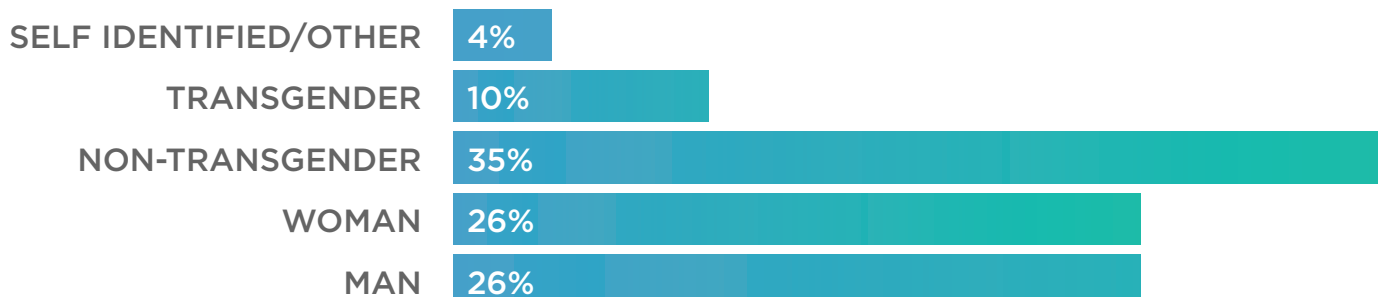
The year 2015 marks the twenty-sixth year that BRAVO and NCAVP have documented hate/bias violence statistics in Ohio. BRAVO responded to 79 reports of hate and bias violence in 2015, which is a 10% increase from 2014 (71 reports).

Of those survivors reporting their age (n=32), 8 survivors were between 25-29 years of age and 8 survivors were between 30-39 years old, which is similar to 2014 when nearly half of survivors were between the ages of 25-39. Additionally, 2 survivors were aged 14 or under, 1 survivor was between 15-18 years, 5 survivors were between 19-24 years, 5 were between 40-49 years, 2 were between 50-59 years, and 1 survivor was between 70-79 years old.

---

## GENDER IDENTITY

N=348



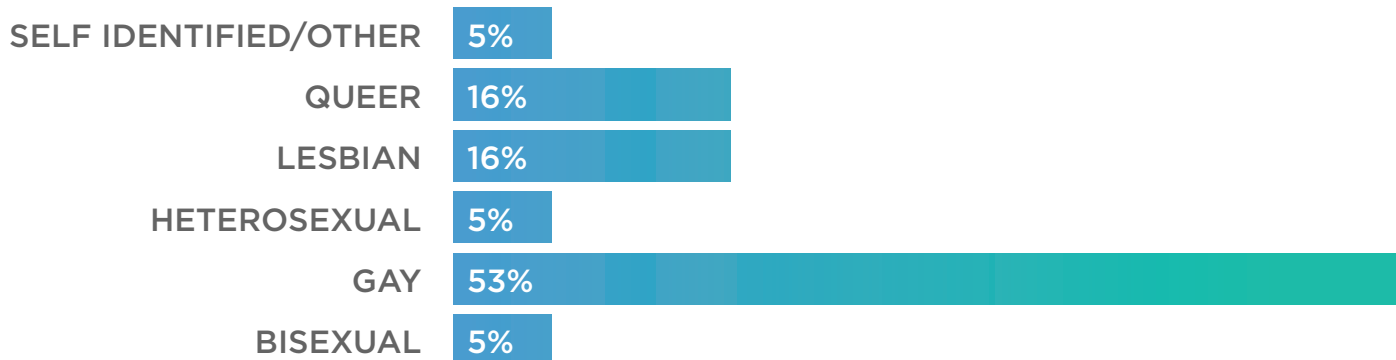
## BRAVO (CONTINUED)

The gender identity of survivors who reported remained similar between 2014 and 2015, with 35 identifying as men, 35 identifying as women, 47 identifying as cisgender, 13 identifying as transgender, and 5 self-identifying their gender identity. Of those reporting their sexual orientation (n=38), the majority identified as gay (53%), while 16% identified as lesbian, 5% as bisexual, 16% as queer, 5% as heterosexual, and 5% self-identified their sexual orientation.

---

### SEXUAL ORIENTATION

N=38



---

The majority (69%, n=64) of the incidents BRAVO responded to were heterosexist/anti-LGBTQ motivated. BRAVO documented an increase in reported incidents of anti-transgender violence in 2015, with 18 incidents compared to 12 reported incidents in 2014. Reports of sexist motivated incidents increased from 2 incidents in 2014 to 8 incidents in 2015. Many (35%) of the incidents occurred in or around survivors residences. Over the years, BRAVO has documented an increase in reporting from survivors experiencing neighborhood harassment from neighbors as well as landlords. There was a 78% increase in reported incidents occurring in non-LGBTQ public venues, from 4 incidents in 2014 to 18 incidents in 2015. Some of these incidents occurred after the Supreme Court decision legalized marriage nationwide, including Ohio. Some Ohio couples, like others across the United States, experienced discrimination from court personnel when they went to their local court houses to get married.

## **BRAVO** (CONTINUED)

During 2015, BRAVO documented one hate-motivated family violence homicide. Of the 21 reported cases involving physical violence, 15 survivors reported they sustained injuries, of which 8 sought medical attention for their injuries. Verbal harassment was present in 48 of total reported incidents, and 30 cases involved the use of threats and intimidation. Incidents involving sexual harassment increased by 60% (from 4 incidents in 2014 to 10 incidents in 2015) and incidents involving harassment (such as telephone or email harassment) increased by 85% (from 4 incidents in 2014 to 26 incidents in 2015). The number of incidents of anti-LGBTQI motivated discrimination was consistent between 2014 and 2015 (28 incidents).

Over a third of survivors reported incidents of hate/bias violence to police (30 survivors), which is a 33% increase from 2014 (20 survivors). In 27 (90%) of those instances, police took the complaint. Twenty nine (29) survivors shared information about their interactions of police, of which 5 reported courteous interactions, 9 reported indifferent attitudes, and 5 survivors reported hostile attitudes. BRAVO continues to train law enforcement throughout Ohio to raise awareness about issues of violence impacting LGBTQI communities, and to improve the provision of services and support LGBTQI survivors receive from other service providers.

There was a 70% increase in hate/bias violence survivors connecting with legal resources in 2015 (37 survivors). In the fall of 2014, BRAVO collaborated with the Ohio Domestic Violence Network to initiate the BRAVO LGBTQI Legal Office Hours program to help connect LGBTQI survivors of intimate partner violence, sexual violence, and stalking to an attorney for a free legal consult to discuss and explore civil legal options (such as protection orders, negotiating with landlords, stay away letters, etc.). Through the implementation of this program, survivors of hate and bias violence, which often include stalking and sexual violence, were able to explore more options available to them.

# Community United Against Violence (CUAV)

## SAN FRANCISCO, CA

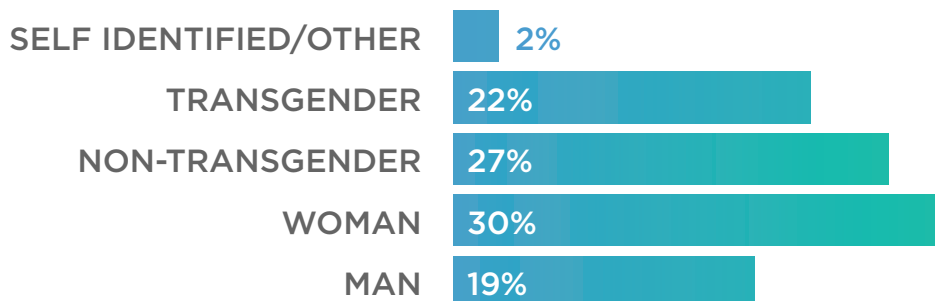
Founded in 1979, CUAV works to build the power of LGBTQQ (lesbian, gay, bisexual, transgender, queer, and questioning) communities to transform violence and oppression. We support the healing and leadership of those impacted by abuse and mobilize our broader communities to replace cycles of trauma with cycles of safety and liberation. As part of the larger social justice movement, CUAV works to create truly safe communities where everyone can thrive.

CUAV works to promote the self-determination of LGBTQ survivors of violence. Survivors seeking services, who are primarily extremely low to no income Latinxs and African-Americans, are supported in their healing process through one on one peer support counseling, a weekly skill based support group, and ongoing leadership development through our participant to member pathway. CUAV organizes survivors of violence to address systemic causes of violence while simultaneously healing from interpersonal violence. Supporting a survivor in seeing the causes of violence as larger than the interpersonal not only helps one overcome isolation, but helps to transform experiences of trauma into wisdom and power. Involving survivors in community organizing allows them to exercise their wisdom and power to collectively create more safety in their lives.

---

### GENDER IDENTITY

N=123





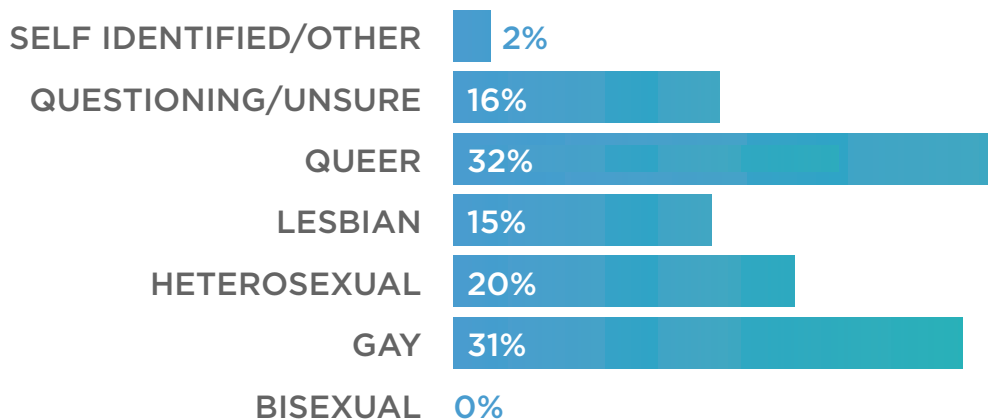
In 2015, CUAV saw a 36% increase in reports of hate violence overall (from 49 in 2014 to 76 in 2015). This increase is likely due to an increase in staff members and overall capacity to respond to and collect data from more reports.

Of the 76 total reports collected, CUAV saw a 7% increase in survivors identified as women (from 16 in 2014 to 37 in 2016). Of the 37 women, 24 identified themselves as transgender. This increase can likely be attributed to more visibility and awareness of violence against trans women due to the single hate motivated murder reported locally in 2014 - the killing of transgender Latina Taja Gabrielle de Jesus in the city's Bay View neighborhood. In the wake of her murder, the trans community and allies organized the now historic Trans Liberation Tuesday outside of City Hall to mourn her death and to sound a call to action in the midst of a record number of murders of trans women across the country. Organizers staged a die-in on the steps of city hall and issued the demands that cisgender people end violence against trans people, the city of San Francisco cease plans to build a new jail in favor of that funding being invested in trans-specific community programming,

---

## SEXUAL ORIENTATION

N=59

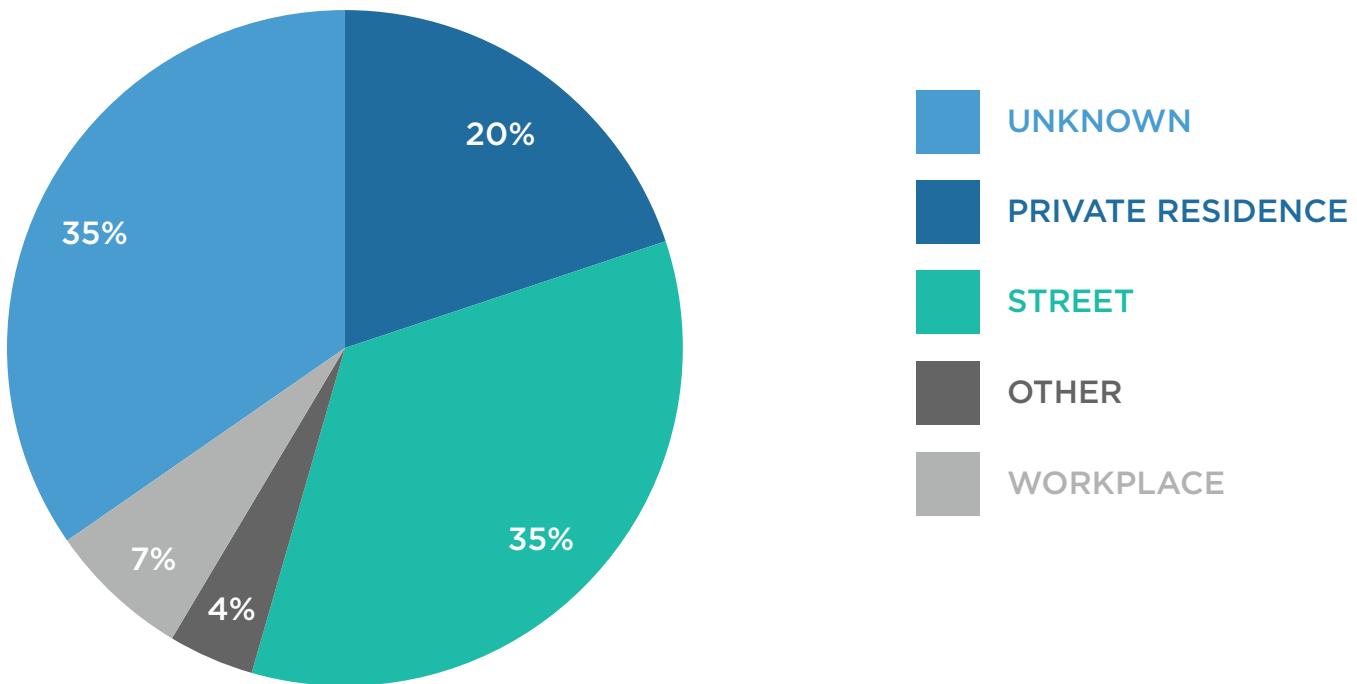


---

and creating increased access to safe and affordable housing for trans people. CUAV supported the efforts of organizers by holding space for in our office for community to grieve the death of Taja and to plan next steps which led to the formation of the trans women of color led TAJA's Coalition, of which CUAV remains a member.

SITE TYPE

N=75



Additionally, in 2015 CUAV saw an increase in the number reports from queer identified survivors compared to 2014 (from 4 to 19). This may be attributed to more visibility of CUAV from increased outreach, trainings, and partner events with queer organizations in The Bay Area.

We also saw an increase in the number of incidents of street violence (from 12 in 2014 to 26 in 2015). This increase is may be due to rising incidence of homelessness in San Francisco. As the housing crisis continues to worsen in The Bay Area, San Francisco in particular has seen an increase in the homeless population from 6,400 to 7,000 from 2014 to 2016<sup>[47]</sup>. A 2013 survey conducted by the city found that 29% of the homeless population of San Francisco identified as LGBT<sup>[48]</sup>. According to a recent violence prevention needs assessment produced by the SF LGBT Center in collaboration with CUAV and other local LGBT organizations, 93% of respondents who had experienced physical violence from a stranger had experienced homelessness at some point in their life, compared to 68% of overall respondents. LGBT people who have marginal to no access to housing have increased vulnerability to violence, and the dwindling access to affordable housing in San Francisco and The Bay Area at large is exacerbating that reality.

[47] (<http://missionlocal.org/2016/03/homeless-emergency-law-moves-forward-with-veto-proof-majority/>).

[48] <http://www.sfchronicle.com/bayarea/article/Groundbreaking-shelter-for-LGBT-homeless-opening-6331449.php>

# Equality Michigan

## DETROIT, MI

Equality Michigan works to achieve equality, equity, and dignity for all Michiganians regardless of sexual orientation, gender identity, gender expression, or HIV status. Our Department of Victim Services is committed to working toward creating safer and more affirming communities for all LGBTQ and HIV-affected people.

Based in Detroit, with an office in Lansing, Equality Michigan is the only statewide organization dedicated to providing personal support and advocacy to those who have experienced anti-LGBTQ and anti-HIV violence and discrimination, and our Policy Department works directly with legislators in Lansing to change the laws that allow this culture to permeate. Equality Michigan is a founding member of the NCAVP, and has worked for more than 20 years to end anti-LGBTQ and anti-HIV violence and discrimination. Our Department of Victim Services responds to reports of harassment, violence, and discrimination. We offer post-crisis support, advocacy within the criminal legal system and other systems with which survivors may interact, and referrals to LGBTQ-affirming resources among other services. We work with community partners to ensure the diverse facets of Michigan's communities are reached and supported by our work. LGBTQ and HIV+ Michiganians affected by violence and discrimination reach us through a non-crisis telephone line, e-mail, or our website.

Equality Michigan saw a decline in survivors reporting from 2014 to 2015 (-11%; 91 reports to 82 reports). This decline is in accordance with the past three years, where we've seen the number of reports decreasing slightly each year. This may indicate that there have been fewer incidents of violence. However, over these four years there have also been dramatic shifts in our department's staff in addition to high turnover in the organization overall - this means less capacity for outreach to LGBTQ and HIV-affected communities throughout the state.

The majority of survivors who reported incidents of hate violence were, similar to 2014, below the age of 30. However, we also saw an increase in reports from people over the age of 50 (18; up from 4 in 2014). The majority of those who reported identified as gay (52% of those reporting), which matched the data from 2014 as well. Following gay, were those who identify as lesbian (26%), bisexual individuals (11%), and those who identify as heterosexual (8% g). The majority of incidents occurred either in a private residence (24%) or on the street (26%).

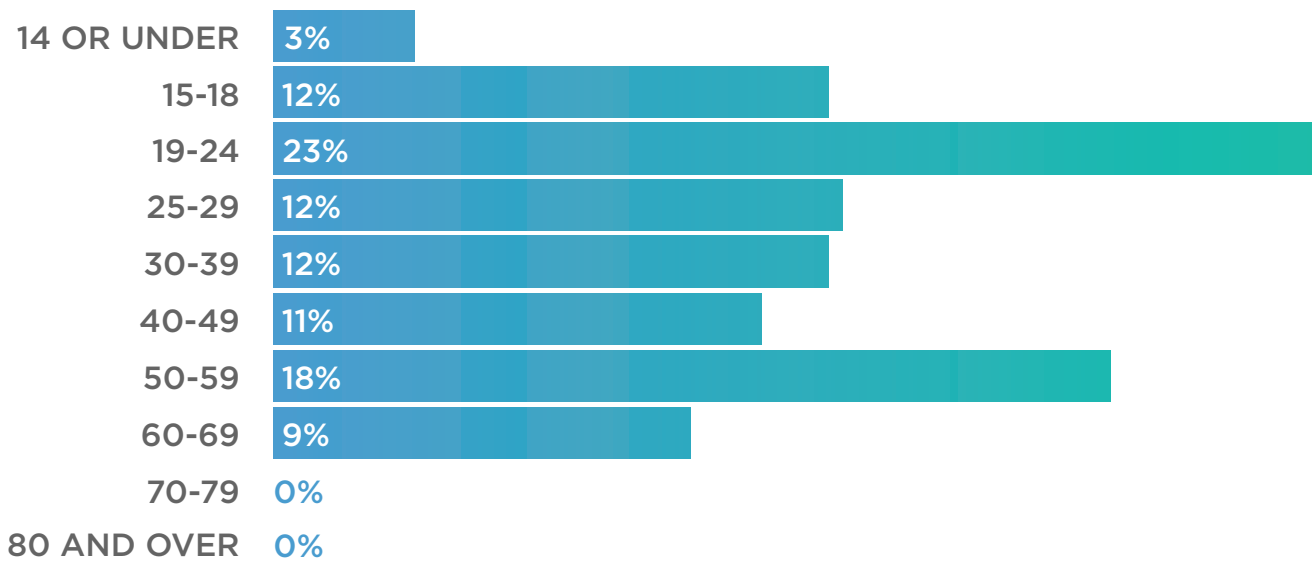
# EQUALITY MICHIGAN (CONTINUED)

Similar to years past, the bulk of reports we received involved harassment and discrimination.

In addition, however, we saw an increase in murders from the previous year (from less than 1% of reported incidents to 3%, from one in 2014 to five in 2015). The three murders occurred in Detroit: Amber Monroe and Ashton O’Hara, both of whom were black and trans-identified and a gender non-conforming, black gay man known as “Melvin,” who was perceived to be a trans woman because he was cross-dressing at the time of his murder. There were also two other transgender women

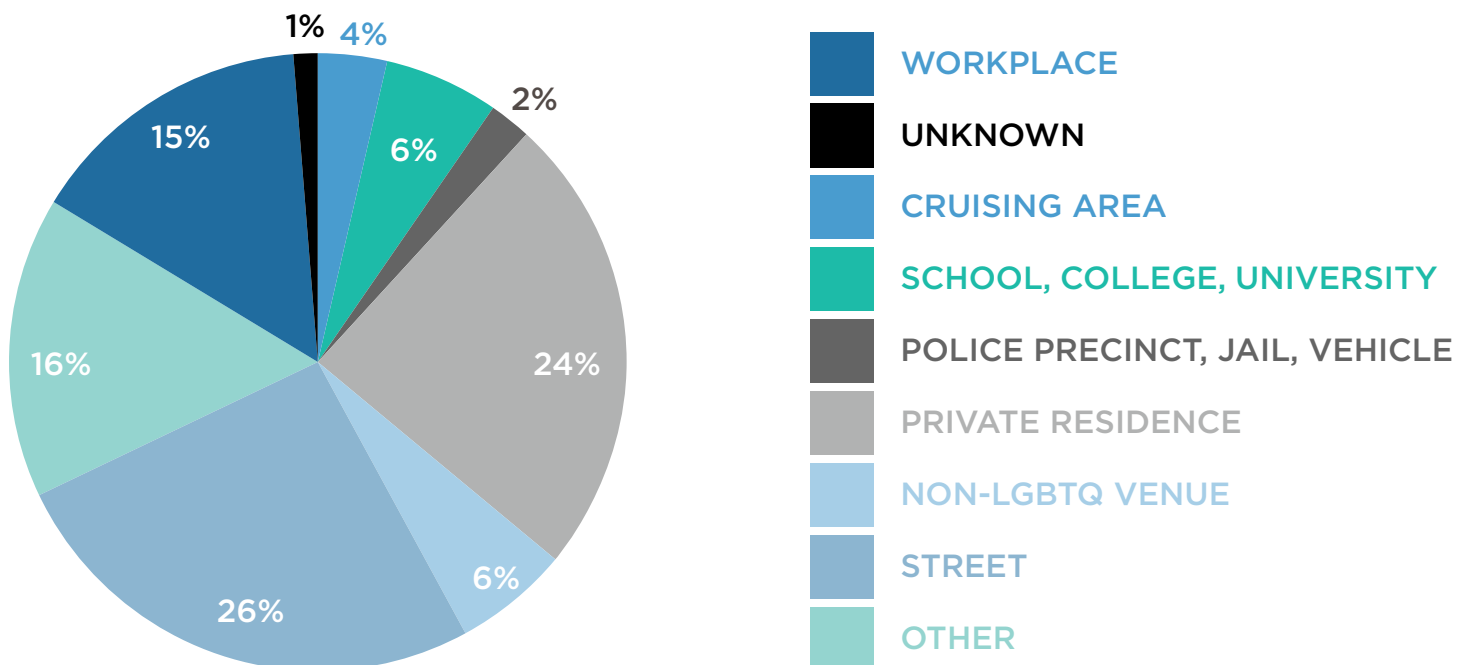
## AGE OF SURVIVORS

N=66



## SITE TYPE

N=82



## EQUALITY MICHIGAN (CONTINUED)

who survived shootings in 2015. Notably, all three people who were murdered were ages 30 and under.

The uptick in murders is in alignment with the national trend we saw this year, which was a particularly deadly year for the transgender community, especially for trans women of color. The person who was responsible for taking the life of Ashton O’Hara, Larry B. Gaulding, was sentenced to 30-60 years for voluntary manslaughter and 10 years for tampering with evidence, to be served concurrently. Equality Michigan provided advocacy and support in the form of court accompaniment during the court process to O’Hara’s family. As of March 2016, no one has been charged in either of the other cases. We look to growing our new and longstanding partnerships with transgender and POC-specific groups in the coming year to better address this violence.

# Kansas City Anti-Violence Project (KCAVP)

## MISSOURI & KANSAS

### MISSION

The Kansas City Anti-Violence Project (KCAVP) provides dedicated services to lesbian, gay, bisexual, transgender and queer (LGBTQ) youth and adults, throughout Missouri and Kansas, who have experienced trauma, violence, harassment or neglect. Through direct advocacy, professional training and community education, we work to prevent and respond to domestic violence, sexual violence and hate crimes.

### ORGANIZATION DESCRIPTION

Since 2003, KCAVP provides emergency assistance, support, and services to LGBTQ survivors of violence, including domestic violence, in metropolitan Kansas City and support and counseling across Kansas and Missouri. KCAVP fills gaps in service for LGBTQ survivors and acts as a gateway to services that LGBTQ people may not have access to or are unable to access due to systemic homophobia and transphobia. KCAVP advocates for survivors and educates service providers and the community about the differences LGBTQ people face when they are victimized in their community or they are victimized because they are part of (or perceived to be part of) the LGBTQ community. KCAVP also acts as a social change agent in the community to increase knowledge about LGBTQ domestic violence, sexual assault, and hate crimes.

### DATA ANALYSIS

The number of new survivors/victims KCAVP responded to involving hate violence continued to grow in 2015 increasing by 67% compared to 2014 (48 and 16 respectively). While the number of survivors/victims increased comparatively, the demographics of the individuals served varied.

There were nearly double the amount of survivors/victims served in the 15-18, 30-39, and 40-49 year old age ranges in 2015 compared to 2014. While those age ranges grew immensely, the percentage of survivors who were 19-24 and 25-29-year-old age decreased by about 11% each, showing that more outreach needs to be done in colleges and other settings where these age groups may be found. The increase in the 15-18 range can be accounted for by the increase in KCAVP's presence in local high schools, youth-based conferences, and youth-based community activities. In addition, to the presence in the community, there was also an increase in visibility in the local youth-drop in space at the end of 2015,

## KCAVP (CONTINUED)

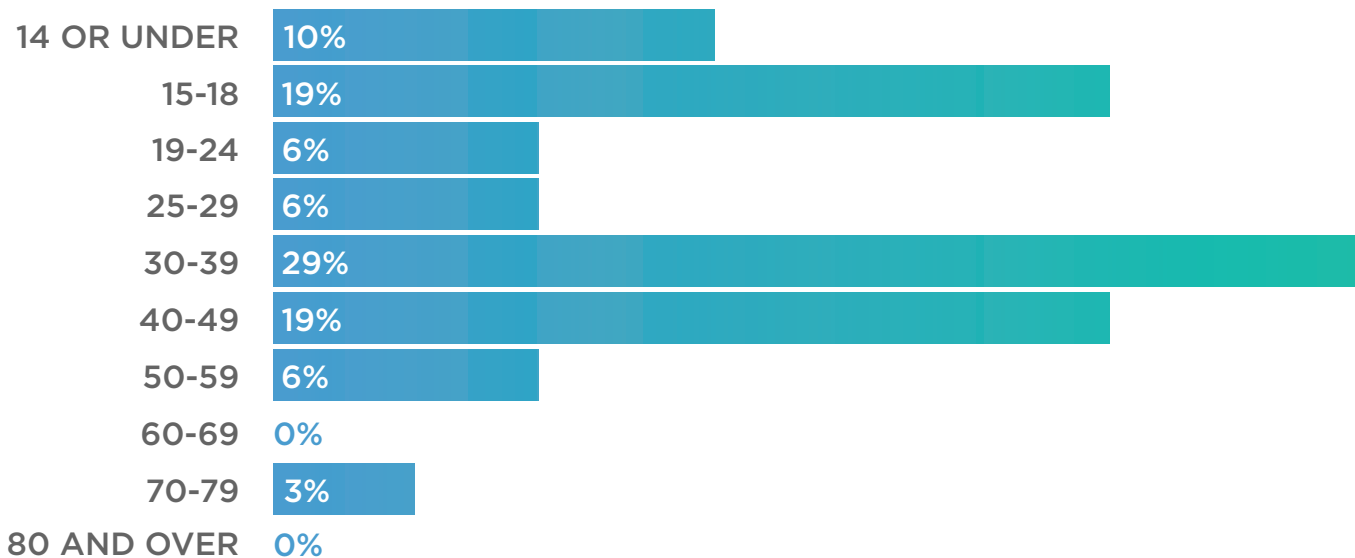
which KCAVP later absorbed at the end of 2015. The increase in 30-39 and 40-49 year olds may have been affected by the town halls KCAVP put on for individuals and communities within the LGBTQ community to have a voice and be heard. These town halls were very well received by these age groups and increased attendees' awareness of KCAVP's services.

In addition to the fluctuation in age ranges served, there was a 37% increase in the percentage of woman-identified survivors/victims. This significant increase can be accounted for by KCAVP's increased presence in the transgender community within Kansas and Missouri, specifically during community healing events put on by KCAVP as healing measure after the death of Tamara Dominguez and Jasmine Collins.

KCAVP's increased presence in the transgender community as well as communities of color are reflected in the race/ethnicity demographics. Within the race/ethnicity category survivors/victims have increasingly identified with communities of color in nearly every category. From 2014 to 2015, the percentages of survivor who identified as API increased 3%,

### AGE

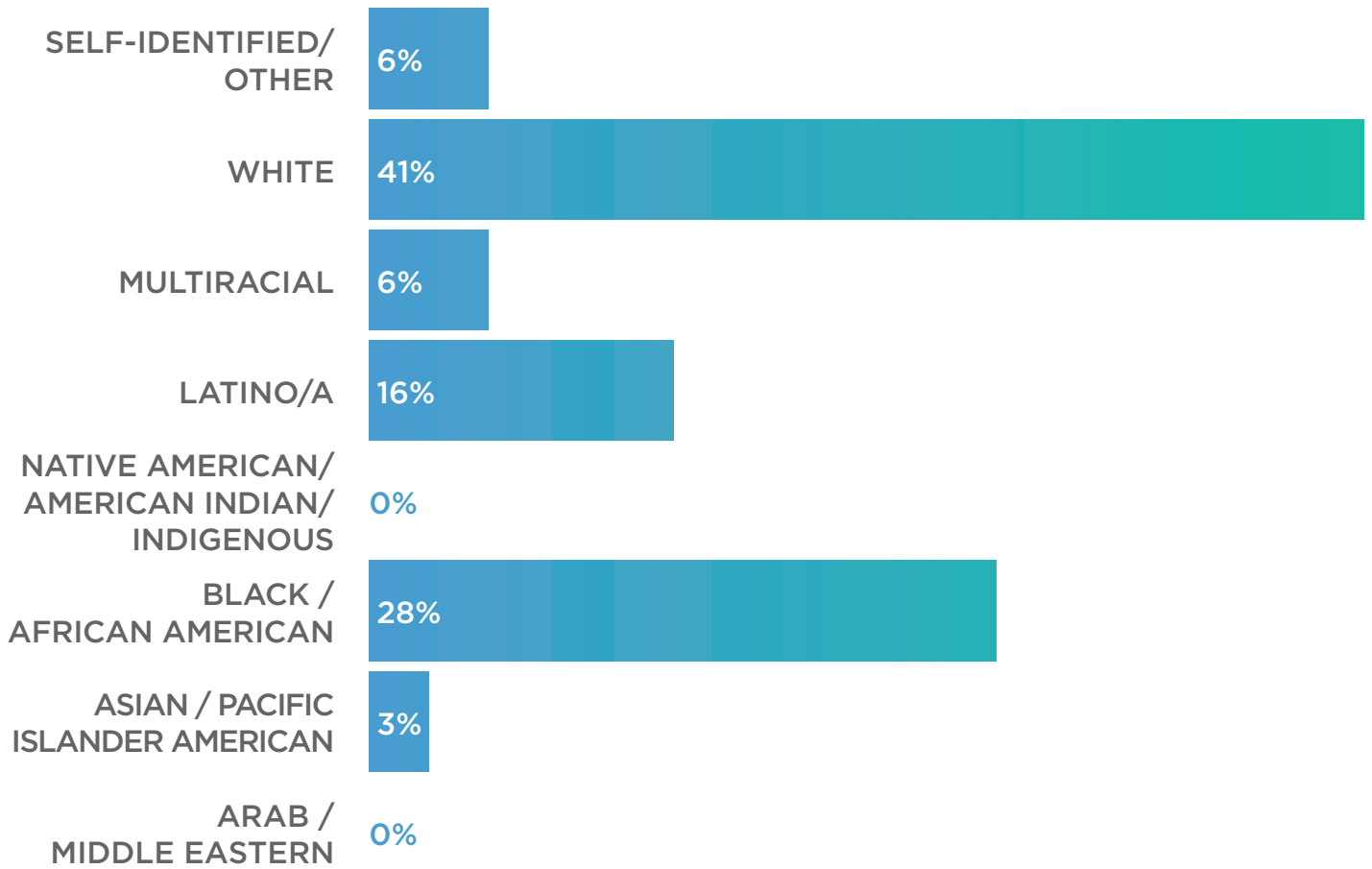
N=66



Black/ African American increased 7%, Latino/a increased 9%, multiracial increased 6%, and self-identified increased 6%. With that, there was a decrease in the percentage of white-identified individuals. The rise in individuals who identify as people of color as well as women-identified individuals is representative of the transgender person of color group at KCAVP. This group was created in late 2015 as a response to the community's need of a safe space to come together and build positive community relationships and resources. As the group became more visible, there was a rise in the number of survivors/victims seeking services from KCAVP who identified as both a woman and a person of color.

RACE AND ETHNICITY

N=32





# The Montrose Center

## HOUSTON, TEXAS

### MISSION

The Montrose Center empowers our community, primarily gay, lesbian, bisexual, and transgendered individuals and their families to enjoy healthier and more fulfilling lives by providing culturally affirming and affordable behavioral health and preventative services

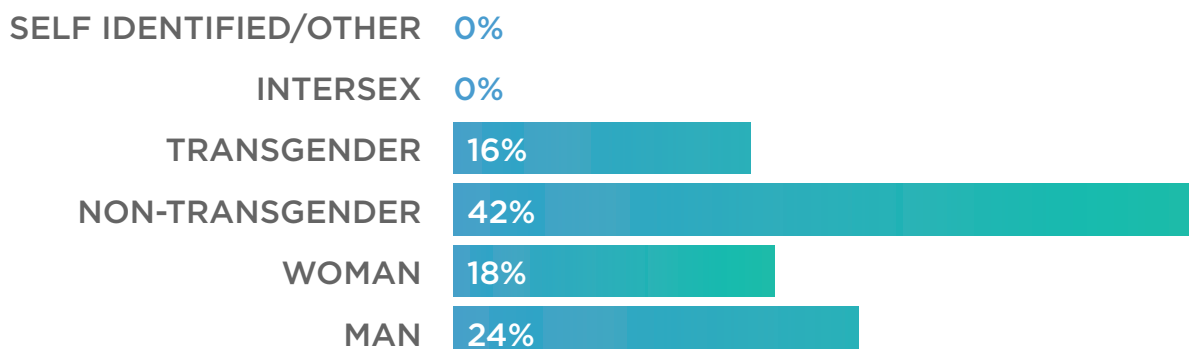
### ORGANIZATION DESCRIPTION

The Montrose Center works with survivors of hate violence by providing counseling, case management, advocacy, hospital/police/court accompaniment, to those dealing with hate violence issues. Montrose Center offers individual counseling by specifically trained licensed therapist. We also offer education and training to other agencies in the area which include homeless shelters, law enforcement and other agencies and community support systems. We continue to work on building good relationships with law enforcement and are attending several of their trainings to ensure a better understanding of working with the LGBT community

---

## GENDER IDENTITY

N=38



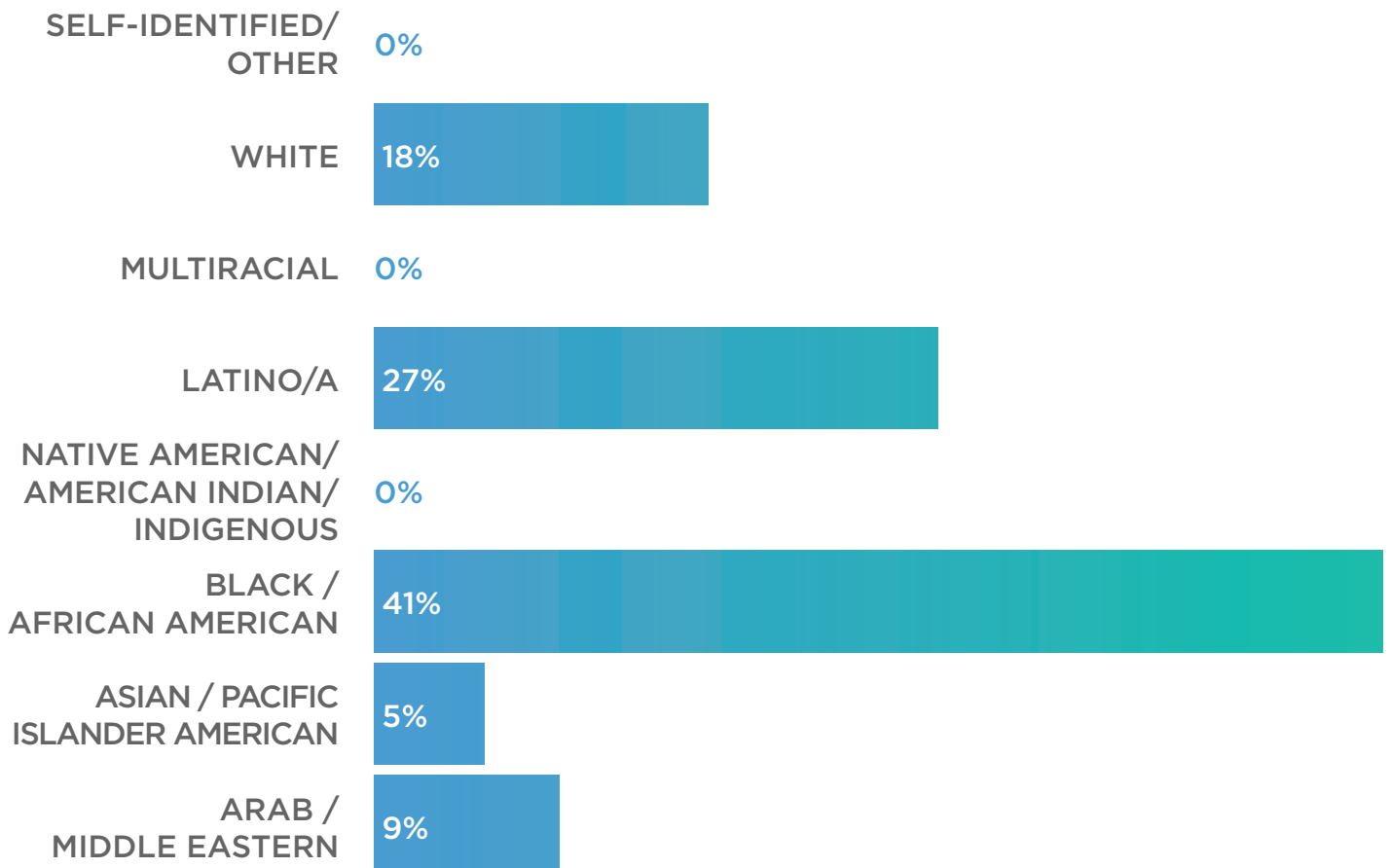
# THE MONTROSE CENTER (CONTINUED)

## DATA ANALYSIS

In 2015, of the 22 survivors of hate violence assisted, 9 were men, 7 were women and 6 identified as transgender. Nine survivors were African American, 4 were Caucasian, 6 were Latino/a, 1 Asian and 2 identified as Arab or Middle Eastern. These numbers have shown an increase in transgender survivors coming in for services. We believe that as more people are coming out as transgender the numbers will continue to grow. 2014 showed a total of 2 transgender clients while 2015 showed a total of 6 clients coming in for hate violence services. We also saw several people coming in for hate violence crimes and seeking asylum as they are unable to return to their home country for fear of imprisonment or death. The Montrose Center serves a targeted population of LGBT clients in the Houston area and continues to fill the gap in services that aren't always available from other agencies.

## RACE AND ETHNICITY

N=22



# New York City Anti-Violence Project (NYC AVP)

## NEW YORK, NEW YORK

AVP envisions a world in which all lesbian, gay, bisexual, transgender, queer (LGBTQ), and HIV-affected people are safe, respected, and live free from violence. AVP's mission is to empower LGBTQ and HIV-affected communities and allies to end all forms of violence through organizing and education, and support survivors through counseling and advocacy. In fiscal year 2015, AVP answered over 2,600 hotline calls--an average of one call every 3 hours--and reached over 75,000 people in one-to-one distribution of safety tips, safer sex supplies, and information on AVP's services.

### OVERALL REPORTS ARE UP

In 2015, AVP received a total of 377 new reports of anti-LGBTQ and HIV-affected hate violence, a 4% increase from 361 incidents reported in 2014, underscoring the pervasive and persistent nature of hate violence against our communities, and the need for AVP's services, support, and advocacy. Consistent with 2014, in 2015, AVP did not document any hate violence related homicides locally.

### MOST IMPACTED IDENTITIES MIRROR NATIONAL TRENDS

AVP's data supports the overall national trends represented in this report.

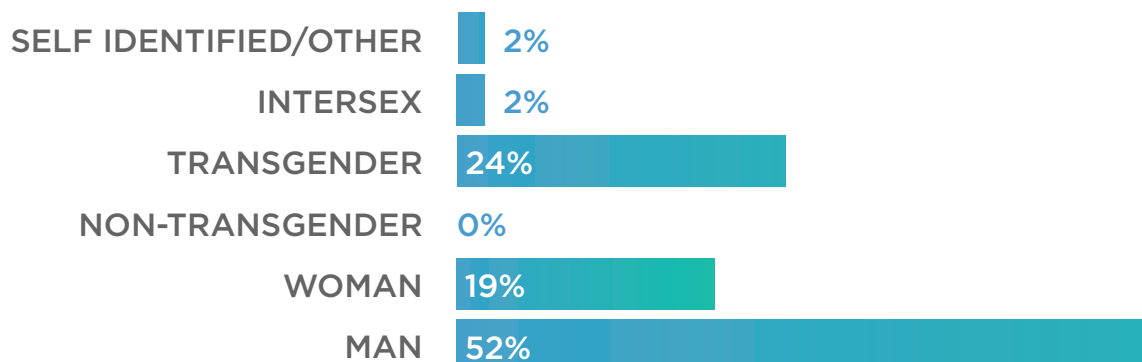
#### RACE & ETHNICITY

The majority of reports to AVP came from people of color (69% of those reporting to AVP, down slightly from 72% last year), with an 11% increase in reports from those identified as Latinx.

---

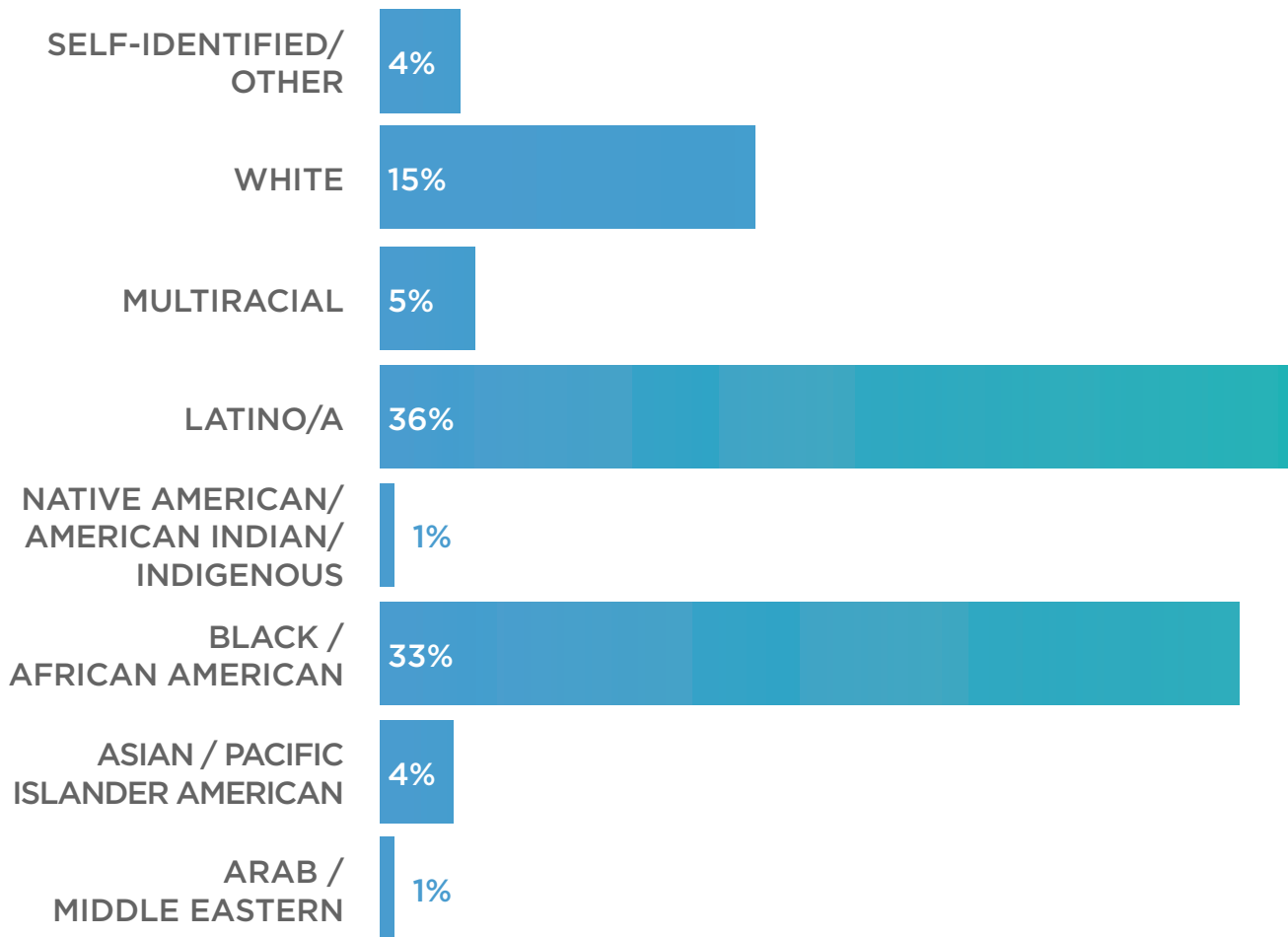
### GENDER IDENTITY

N=348



RACE AND ETHNICITY

N=245



AVP saw a decrease in the proportion of reports from survivors who identified their race/ethnicity as white, from 31% in 2014 to 15% in 2015. Consistent with last year, in 2015, the highest rates of reports of hate violence came from people whose race/ethnicities were: Latinx (36%, up from 25% in 2014) and Black/African American/African Heritage, (33% from 27% in 2014.)

IMMIGRATION STATUS

A higher proportion of people reporting to AVP shared that they identify as an undocumented immigrant, up from 6% in 2014 to 14% in 2015.

This data may reflect AVP’s extensive programming, our direct services and organizing work centered in TGNC communities of color, and our presence in all five boroughs, offering services in English and Spanish.

### **POLICE ENGAGEMENT DECREASED/POLICE BIAS AND VIOLENCE CONTINUES:**

#### **POLICE REPORTING AND MISCONDUCT**

Overall, there was a significant drop in survivors reporting they engaged with police: 30% in 2015, as compared to 51% in 2014. Of those incidents that did involve the police, LGBTQ and HIV-affected survivors continue to report that engagement with police remains problematic and often violent. While we cannot draw a direct correlation between the continued bias and violence from the police to the decrease in engagement with the police, these numbers are not surprising. Anecdotally, many of our clients tell AVP that they do not go to the police, as they do not expect to have their identities recognized or the violence they have experienced believed. When they do engage with police, they share experiences of bias, discrimination, and violence.

#### **OFFENDER RELATIONSHIP**

Consistent with previous years, in 2015, for the majority (277 or 73%) of reported incidents of hate violence to AVP, the survivor reported knowing the person who caused them harm. Of those offenders who were known to survivors, consistent with last year, the most common relationship was Landlord/Tenant/Neighbor at 11%, followed by Ex-Lover/Partner, up to 7% from 5% in 2014, and Service Provider, up to 7% from 3% in 2014. This data underscores that LGBTQ and HIV-affected people face hate violence from those they rely on. Whether it is in the supposed safety of their own homes with their landlords/tenants or neighbors or when they are at their most vulnerable seeking services with mainstream providers.

#### **CONCLUSION**

In 2015, in our direct services and organizing work with LGBTQ and HIV-affected communities, AVP continues to see that there is power in community to create safety, but that systemic oppression and institutional violence continue, particularly for the most marginalized LGBTQ and HIV-affected people, including TGNC people, communities of color, and immigrants. This underscores the need for LGBTQ and HIV-affected culturally-specific direct services, community organizing, and public advocacy programming, to continue to build safety and support within and for all of our communities.

# Outfront Minnesota

## MINNEAPOLIS, MN

OutFront Minnesota is the state's leading advocacy organization working with lesbian, gay, bisexual, transgender, queer and allied people (LGBTQA). Our mission is to create a state where LGBTQA people are free to be who they are, love who they love, and live without fear of violence, harassment or discrimination. We envision a state where LGBTQA individuals have equal opportunities, protections and rights. We are working toward the day when all Minnesotans have the freedom, power and confidence to make the best choices for their own lives.

Our Anti-Violence Program is committed to honoring the unique needs of LGBTQA and HIV-affected crime victims and their friends/families throughout Minnesota. We believe that social change occurs when we work to prevent violence from occurring within and against our communities through education and increased visibility; help survivors of violence find their own paths to healing and empowerment through the provision of safe and effective advocacy support services; and, work with other organizations to create a strong network of well-trained and supportive service providers throughout Minnesota. To attain equity for LGBTQ and HIV-affected survivors, we approach this through an intersectional lens that locates and honors the many layered identities within our communities.

Overall, Outfront Minnesota's Anti-Violence Program (AVP) saw a significant decrease in reports of hate and bias incidents, decreasing from 404 in 2014 to 189 in 2015. There are several possible reasons for this – first and probably most importantly for most of 2014 our department had 4 full time staff members. Between May and October of 2015, we had only two. Second, in both 2013 and 2014, Minnesota had visible and well publicized LGBTQ rights initiatives (marriage equality and then a safe schools bills) which potentially increased pushback and retaliation. Third, Outfront AVP worked extensively with other crime victim service providers on inclusivity throughout Minnesota in 2015, so, hopefully, some hate and bias incidents were reported to other agencies.

While we received around half of the overall reports in 2015 compared to 2014, we worked with more 19-24 year olds (4 in 2014 and 11 in 2015) and more 25-29 year olds (20 in 2014 and 28 in 2015), which suggests our outreach efforts and collaboration with youth agencies is a work plan that should be continued.

Similarly, while we had overall fewer reports, we saw an increase in

# OUTFRONT MINNESOTA (CONTINUED)

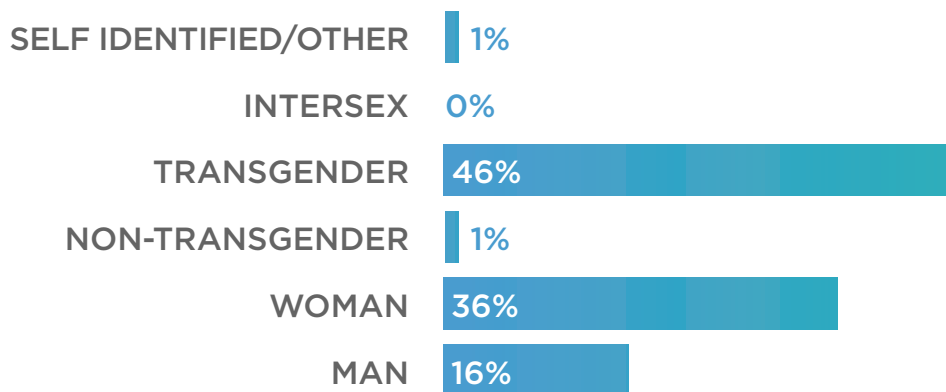
clients identifying as transgender – 56 in 2014 and 62 in 2015. With 46% of the overall hate and bias incident reports coming from transgender individuals, it is clear that there is a significant amount of work to be done before all Minnesotans can live without fear of violence, harassment or discrimination.

In 2015, 64% of police interactions were reported as hostile, compared to 40% in 2014, which highlights the need for continued training with law enforcement around Minnesota.

---

## GENDER IDENTITY

N=134



# Safe Space, Pride Center of Vermont

## BURLINGTON, VERMONT

### MISSION

SafeSpace is a statewide social change and social service program working to end physical, sexual, and emotional violence in the lives of lesbian, gay, bisexual, transgender, queer, and HIV-affected (LGBTQH) people.

### ORGANIZATION DESCRIPTION

SafeSpace is a program of the Pride Center of Vermont (PCVT). It is the only program in Vermont that provides anti-violence services specifically for the LGBTQH community. We provide information, support, referrals, and advocacy and offer education and outreach programs in the wider community. SafeSpace provides direct services including but not limited to: a support line for crisis intervention; information and referrals; support groups for survivors of violence; short term counseling; victim advocacy in court, medical settings, and law enforcement to assist survivors in obtaining the services they need. PCVT also provides technical assistance on promising practices when working with LGBTQH survivors and communities to other victim's services agencies. One of Vermont's largest underserved populations is the LGBTQH community.

### DATA ANALYSIS

In 2015, SafeSpace served 42 survivors of hate violence, down 11% from 47 survivors in 2014. This decrease is likely related to two staffing changes, which disrupted services.

In a state that is 95% white, 24% of survivors reporting to SafeSpace in 2015 [9 of 39] identified as people of color compared to 7% [3 of 41] in 2014. In 2015, 56% [5 of 9] of the people of color identified as Asian/Pacific Islander compared with 0 served in 2014. Thirty-three percent [3 of 9] of people of color survivors identified as Black/African American, an increase from 2 survivors served in 2014. SafeSpace has increased our presence in other marginalized communities as part of our new outreach strategy. These efforts and programming are continuing to increase in 2016 through collaborations with Black Lives Matter, Migrant Justice, and other local organizations who work with the underserved populations. <http://www.census.gov/quickfacts/table/PST045215/50>



## SAFESPACE (CONTINUED)

In 2015, only 58% of survivors [28 out of 42] identified their age range, down from 85% [40 out of 47] in 2014. Of those who identified their age in 2015, the largest number of reports, 29% [8 out of 28], fell in the 30-39 age range and the second largest, 25% [7 out of 28], fell in 25-29 age range. Older adults, ages 50 plus, remain a major portion of the LGBTQ population in Vermont yet only made up 25% [7 out of 28] of survivors served in 2015.

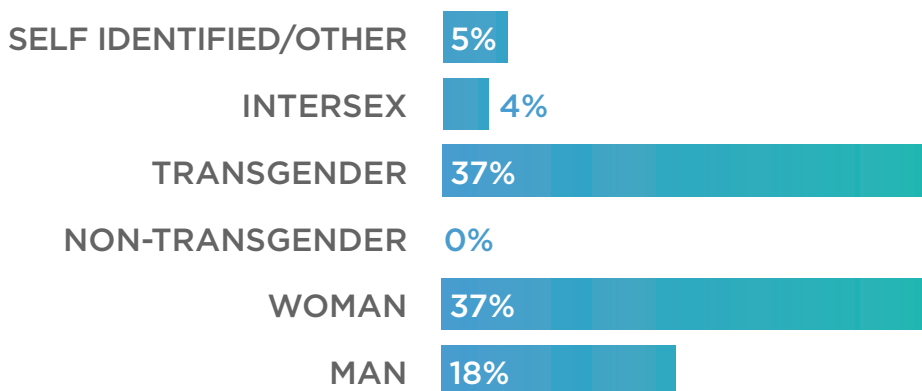
The low number of older adults reporting is of particular concern given that it is the fastest growing and one of the most isolated populations in Vermont. Many LGBT older adults are retreating back into the closet as a form of self-protection and have fewer connections to social media and community events, which remain major tools in doing outreach for SafeSpace. With a grant supported effort to build community amongst older adults, SafeSpace intends to partner with PCVT older programming to increase awareness and utilization of SafeSpace services amongst this population.

Of the reports made to SafeSpace, 37% [21 out of 57] identified as female and 18% [10 out of 57] identified as male. Thirty-seven percent [21 out of 57] of people reporting identified as transgender. In 2015, our intake forms did not specifically ask if someone identifies as cisgender but does allow for someone to report identifying as transgender. Because of this, we do not have data to show the exact number of

---

## GENDER IDENTITY

N=57



## SAFESPACE (CONTINUED)

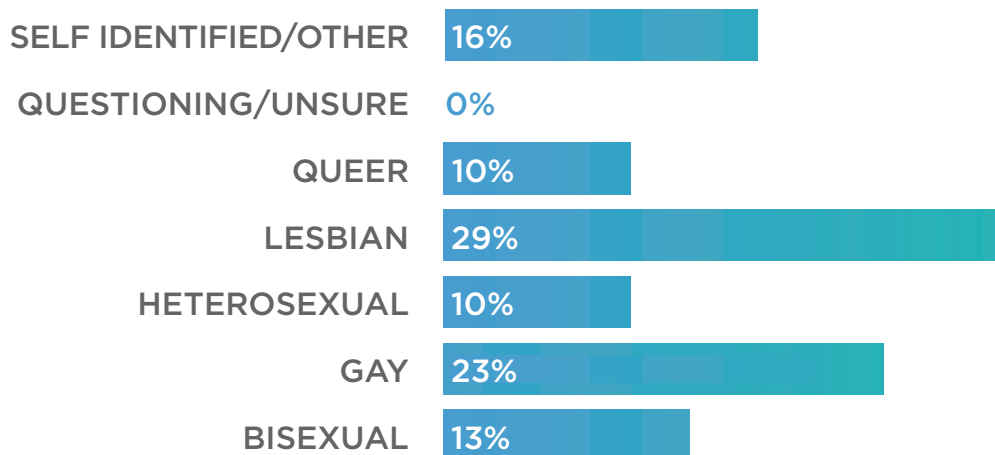
cisgender survivors who reported to SafeSpace. The intake process and forms are being revised to help collect more accurate data on the survivors being served by SafeSpace in addition to prevalence of violence within different members of the LGBTQ community. Through our direct services work, SafeSpace can state that approximately half of the hate violence incidents involves someone who is transgender and/or is directly related to the their transgender identity.

Survivors of hate violence who utilized SafeSpace in 2015 primarily identified as lesbian, gay, and self-identified/other. Compared to 2014, SafeSpace saw an 80% [from 5 in 2014 to 9 in 2015] increase in reports from lesbian survivors and a 40% [from 5 in 2014 to 7 in 2015] increase in gay survivors. This differs from 2014 when bisexual and heterosexual were reported the most by survivors.

---

### SEXUAL ORIENTATION

N=31



---

The Bisexual category saw a 60% decrease [10 in 2014 to 4 in 2015] and heterosexual identities saw a 57% decrease [7 in 2014 to 3 in 2015]. SafeSpace also saw a 25% increase [from 4 in 2014 to 5 in 2015] in survivors who reported as self-identified and a 63% increase [from 8 in 2014 to 13 in 2015] in those who did not disclose their sexual orientation. SafeSpace is re-evaluating the intake process and demographics reporting based on the data received in 2015 to develop more consistent and complete data collection in 2016.

The most prevalent types of violence reported in 2015 were verbal harassment in person [38% of reports] and harassment [18% of reports]. In 2014, the most common types of violence reported were discrimination [36% of reports], verbal harassment in person [24% of reports], and threat/intimidation [14% of reports].

## SAFESPACE (CONTINUED)

For location of where violence occurred in 2015, private residences made up 27% of reports and then workplace accounting for 24% of reports. This differs from 2014 when the two most common sites street [26% of reports] and workplace [17%]. Lastly, in 2015 and similar to 2014, 86% of reports involved a known offender to the victim compared to only 14% of reports involving unknown offenders. In 2014, 70% of the reports involved a known offender versus 30% involving an unknown offender.

When looking at where these incidents take place and who the offender is, known location and known perpetrators are the most commonly reported. Many survivors felt that they did not understand what happened to them as hate violence because it happens with great frequency or was perpetrated by a friend or family member. Workplace harassment is a good example. SafeSpace has served a number of transgender individuals who are continuing to work in places of employment where their names, pronouns, and gender identity are not respected and many individuals do not report these occurrences to their employers or try to educate their employers.

Further outreach needs to take place in order to increase the community's knowledge of SafeSpace as well as to educate people about the benefits of reporting, even if one simply has a gut feeling that something wrong was done. SafeSpace increased efforts in 2015 to spread the word about the types of incidents or experiences that can be considered hate violence or bias/discrimination incidents. Outreach efforts have targeted members of the transgender community in particular due to the number of stories SafeSpace hears from folks visiting the Pride Center of Vermont community center. Word of mouth has been a major source for bringing folks to SafeSpace after they hear about their friend's experience with accessing support, advocacy, and efforts to make change at Safe Space. SafeSpace values spending quality time with each survivor to support them with their unique needs.

# Survivors Organizing for Liberation (SOL)

[formerly the Colorado Anti-Violence Program]

## DENVER, COLORADO

Since 1986, Survivors Organizing for Liberation (SOL) has been dedicated to eliminating violence within and against the lesbian, gay, bisexual, transgender and queer (LGBTQ) communities in Colorado, and providing the highest quality services to survivors. SOL provides direct services including a 24-hour hotline for crisis intervention, information and referrals. SOL also provides technical assistance, training and education and advocacy with other agencies including, but not limited to, service providers, homeless shelters, community organizations, law enforcement and other community members. Branching Seedz of Resistance (BSEEDZ) is SOL's youth-led project that works to build community power to break cycles of violence affecting LGBTQ young people. Using strategies of community organizing, arts & media, action research and direct action, BSEEDZ sparks dialogue, educates and empowers youth to take action. Led entirely 'By Youth, For Youth', BSEEDZ continues to build a base of youth leaders locally and nationally who are committed to fighting for safety and justice in their lives, families and communities.

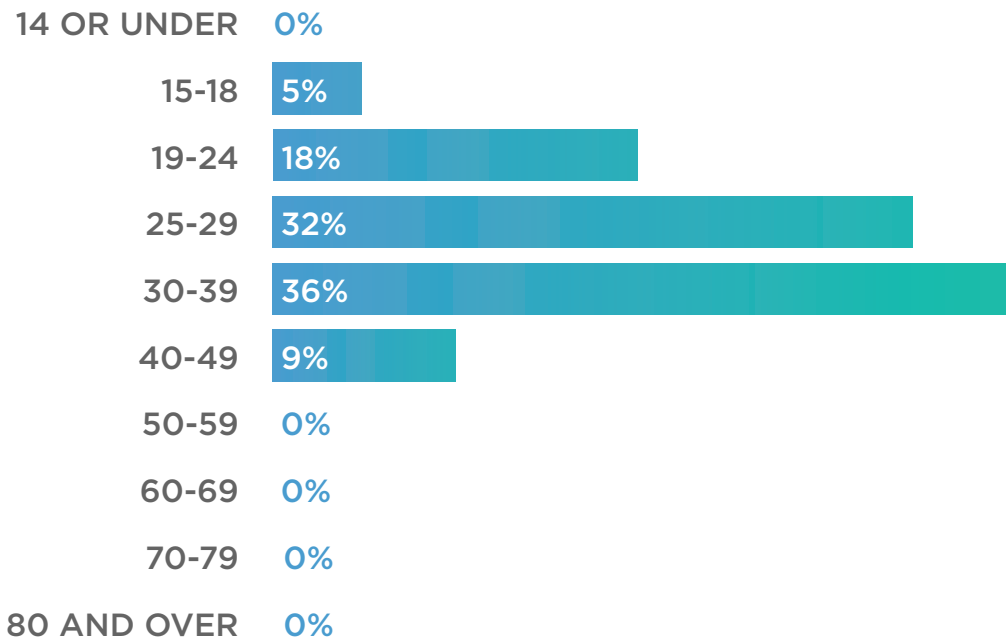
In 2015, we received 31 reports of hate violence, compared to 36 in 2014, showing a slight decrease in reports. While we are encouraged to see that more people who experience severe violence are calling, we remain concerned about the increased severity of violence in our state, and what we believe to be high rates of overall underreporting of all forms of hate violence. We continue to feel that our outreach and data collection efforts need to be further strengthened so that we can more accurately understand the realities facing survivors in Colorado.

Survivors who identify as Black/African American increased from 4% in 2014 to 15% in 2015. In the past 2 years, we have deepened our collaborative work with a local organization, TransAction that works specifically with Black transgender folks, which may have increased our visibility within that community and lead to an increase in reports.

Additionally, we saw an increase in reports from survivors under 25 years old, from only 4% in 2014 to 18% in 2015. We believe this is a result of the incredible work and presence of BSEEDZ, which continues to deepen connections in communities with young LGBTQ folks.

AGE

N=22



We continue to receive a disproportionate number of reports from survivors and victims who identify as transgender (29% of 2015 reports and 28% in 2014), which highlights the multi-year trend seen nationally and locally of hate violence targeting transgender survivors, particularly transgender women of color.

We continue to see a high percentage of survivors reporting being injured as a result of hate violence (44% of reports). We also saw a significant decrease in survivors who sought medical attention following their incident, from 85% of total calls in 2014 to 48% of calls in 2015. This is a concerning decrease knowing that the result is fewer survivors receiving medical care.

# Trans Pride Initiative

## DALLAS, TEXAS

Trans Pride Initiative (TPI) is a small grassroots organization primarily working to improve access to housing and healthcare for low-income transgender and gender nonconforming persons, including incarcerated persons. Although we don't have a formal anti-violence program, we have been documenting incidents of violence in the Dallas area for reporting to NCAVP since August 2014. TPI's contribution to the 2015 NCAVP Hate Violence report represents our first full year of reporting.

TPI reported a total of six incidents of LGBTQ and HIV-affected bias violence during 2015. As TPI has no funded position for outreach and promotion of this service, our primary source of information is coincidental—that is, we learn about it when someone sees us for other assistance and reports violence as part of their recent experience.

Most of our reports are from transgender persons as that is our main focus of work, but one of the six reports was from a non-transgender persons referred to us as a queer-friendly organization helping address issues of violence. Notably, three of the six involved police misconduct, ranging from misgendering to harassment. Although the misconduct was reported to monitors, the reports were not taken seriously and the conduct was excused by claiming that such misconduct was impossible as it was against policy.

TPI's data includes one homicide involving a 22-year-old Black trans woman or gender nonconforming person. She died by gunshot wound, and the body—initially identified as female due to the clothing—was severely decomposed when found. Once police identified her by name, TPI was able to confirm she most likely identified as a trans woman. Although police were contacted immediately and several additional times during the ensuing days and weeks to address the victim's identity, promised meetings were never held. The police LGBT Liaison refused to assist with properly gendering the victim, and the liaison's supervisor stated that if a penis could be identified then it was a man. Although TPI was told the police blog could be corrected, this was later denied by appealing to "policy" requiring a relative to formally request the change. Requests for that policy have been ignored and the police continue to misgender the victim. No suspects have been apprehended.

## TRANS PRIDE INITIATIVE (CONTINUED)

It should also be noted that in addition to the data reported herein, approximately 14 assaults were documented during the last four months of 2015 in a well-known LGBTQ area of Dallas known as Oak Lawn (<http://www.advocate.com/crime/2015/12/23/another-gay-man-attacked-unabated-dallas-crime-spree>). Most of these appear to be bias-related assaults and attempted assaults directed at gay men.

Finally, TPI documents many instances of violence in local, state, and federal prisons in Texas. This violence ranges from routine harassment and denial of access to healthcare to sexual assault. Nearly all our reports come from trans women. Violence in prison is not currently included in NCAVP bias crimes reports.

# The Southern Arizona AIDS Foundation (SAAF)

## Anti-Violence Project (AVP)

TUCSON, AZ

The Southern Arizona AIDS Foundation (SAAF) Anti-Violence Project (AVP) has been serving lesbian, gay, bisexual, transgender, and queer (LGBTQ) survivors for 23 years. The program started as the Domestic Violence Project in 1993, becoming the Wingspan Anti-Violence Project in 2003, and was acquired by SAAF in 2014. The SAAF AVP works to prevent, respond to, and end all forms of violence against and within the LGBTQ and ally communities of Southern Arizona. We advocate for legal, social, and institutional changes and provide resources for the safety and support of survivors, their friends, family, and community members. We strive to accomplish this goal through the provision of client-centered, strengths-based, trauma-informed, culturally-competent services to LGBTQ survivors. SAAF firmly believes in client self-determination in setting goals, accessing services, and achieving safety. Survivors of domestic violence, sexual violence, stalking, hate violence, discrimination, police misconduct, and institutional violence are connected to care through a 24 hour bilingual crisis line, walk-in services, or community outreach. The AVP provides crisis intervention and safety planning which can include voluntary intensive case management, referrals to community resources, emergency shelter, transportation, subsidized housing using a housing first model, supportive employment services, support in obtaining protective orders and/or referrals to legal services, and support groups. The AVP also provides an Anti-Violence Advocacy Training to support volunteers operating the crisis line, and other community capacity building trainings.

In 2015 the SAAF AVP saw a significant decrease in reports of hate violence (from a total of 189 in 2014 to a total of 53 in 2015). This may be due to a reduction of hate violence occurrences in Pima County, but is more likely due to transitions of staff within the AVP after the merger of Wingspan with SAAF, and a decrease in overall community outreach in the wake of this change. While much of the demographic data is not significantly different from 2014, in 2015 there was an 8% increase in the number of transgender identified persons, a 13% increase in the number of gay identified persons, a 14% increase in the number of queer identified persons, a 7% increase in the number of undocumented immigrants, and a 5.3% increase in HIV positive persons (also an 18.4% decrease in HIV negative persons) reporting hate violence. These increases may be related to the AVP now being co-located with an AIDS



## TUCSON (CONTINUED)

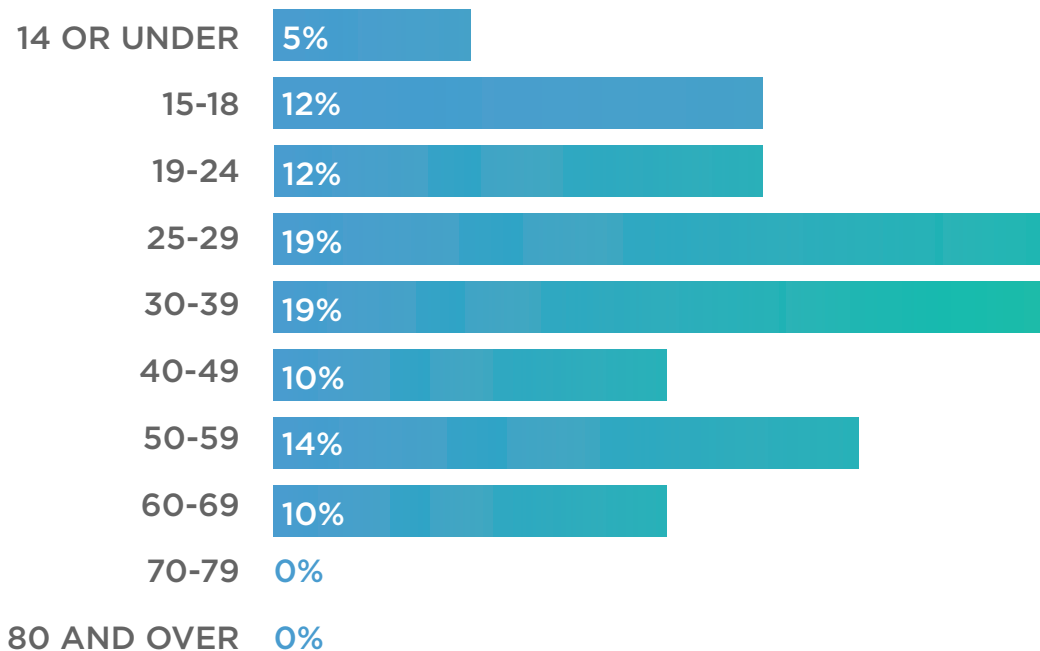
service organization that also provides homeless drop-in services, and a sexual health education lounge. The vast majority of hate violence cases were related to anti-transgender bias at 48%, the next highest being heterosexist/Anti-LGBQ bias at 25% (a change from 23% and 37% respectively in 2014).

91% of hate violence cases reported to the AVP in 2015 were not reported to police in any way, this is an increase from 61% in 2014. Community mistrust of law enforcement agencies due to the increasingly common media disclosures of misconduct and brutality may be a barrier to survivors in making a report to police. However, of the 9% of survivors that did report their hate violence incident to police, 92% of those reported no experience of police misconduct. Of the 8% that did experience police misconduct, 67% were victims of unjustified arrest, 50% were victims of verbal abuse, and 17% were victims of excessive force.

---

### AGE

N=42



# The Violence Recovery Program at Fenway Health

## BOSTON, MA

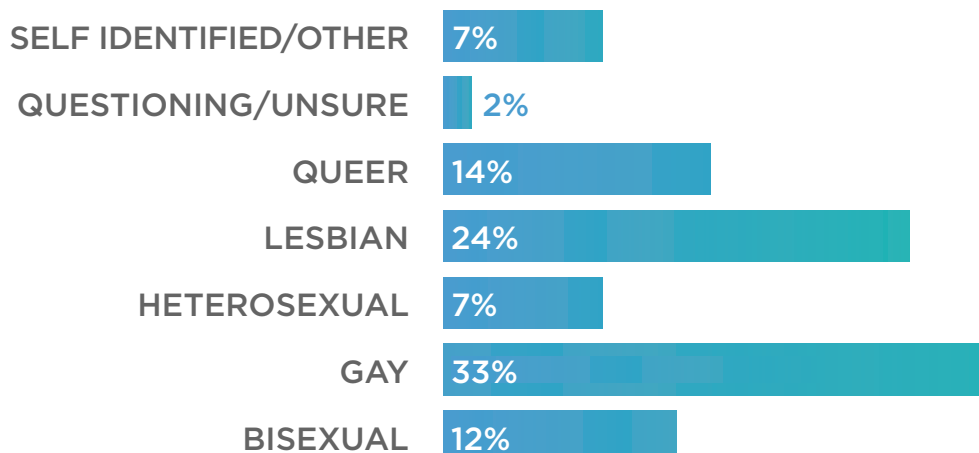
The Violence Recovery Program (VRP) at Fenway Health was founded in 1986 and provides free counseling, support groups, advocacy, and referral services, specializing in serving lesbian, gay, bisexual, and transgender and queer (LGBTQ) survivors of intimate partner violence, sexual assault, anti-LGBTQ hate violence and police misconduct. The VRP mission is to provide services to LGBTQ survivors who have experienced interpersonal violence as well as information and support to friends, family, and partners of survivors; raise awareness of how LGBTQ hate violence and intimate partner violence affects our communities through compiling statistics about these incidences; and ensure that LGBTQ survivors of violence are treated with sensitivity and respect by providing trainings and consultations with service providers and community agencies across the state.

The VRP is a program within the larger, multi-disciplinary community health center at Fenway Health where LGBTQ people and neighborhood residents receive comprehensive behavioral health and medical care, regardless of ability to pay. The VRP currently serves over 215 LGBTQ clients per year who are survivors of violence. Counselors and advocates provide trauma-informed treatment to help clients to stabilize acute symptoms of posttraumatic stress and to empower clients through education about the impact of violence and the healing process. Violence Recovery Program staff assist survivors to access services and resources, including shelter and housing, public assistance and social services and provide survivors with education and assistance in navigating the criminal justice and legal systems. The staff of the VRP assists survivors to file reports and restraining orders; connects survivors to LGBTQ-sensitive medical and legal services; and advocates on behalf of survivors with police departments, District Attorneys' offices and the Attorney General's Civil Rights and Victim

---

### SEXUAL ORIENTATION

N=42



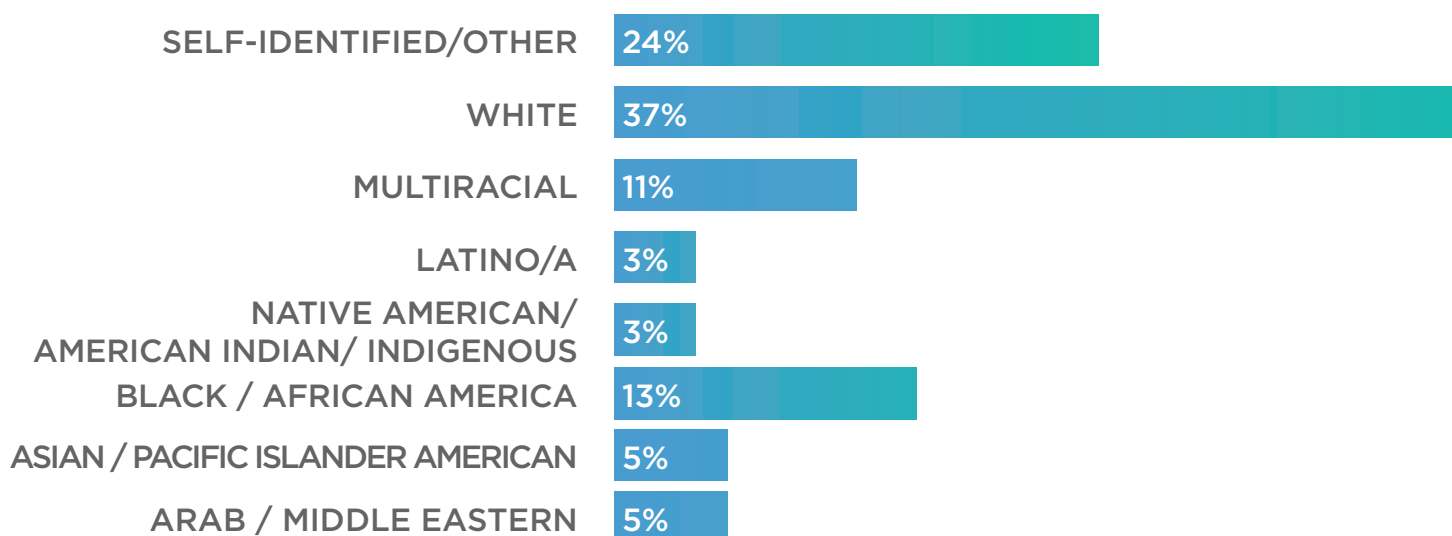
## FENWAY (CONTINUED)

Compensation divisions. Clients of the VRP also participate in psycho-educational, support and activity-based groups. In addition to delivering services directly to LGBTQ survivors, VRP staff provides training and education to healthcare providers, legal and law enforcement personnel, students and community groups.

In 2015, the Violence Recovery Program documented 49 incidents of anti-LGBTQ bias/hate violence—a 43% increase from the previous year. This increase is best explained by the increase in the number and stability of staff in 2015, which allowed the VRP to conduct more outreach and which increased VRP capacity to deliver counseling and advocacy services to LGBTQ survivors of violence. In addition to the growth in the overall number of hate violence incidents reported, the VRP noted a sharp increase in the proportion of hate violence reports by transgender-identified survivors at 39%, compared to 15% in 2014. Also, of the reasons identified for the hate violence reported, anti-transgender bias was the most common bias type indicated. While there is not a known direct cause for the increase in reports of anti-transgender hate violence, the increase coincides with the growth of services, programming and outreach to and for transgender patients in Fenway Health’s medical and behavioral health programs. In fact, the proportional increase in reports of violence is similar to the increase of transgender patients served in the larger health center between 2014 and 2015. In addition to Fenway Health’s growing emphasis on outreach to the transgender community, in Massachusetts, as in other parts of the country, transgender issues and transgender-related legislation have been increasingly covered in the media and community discussions, raising local awareness about and visibility of the transgender community. This visibility factor may also play a role in the decision of transgender survivors to report their experiences of hate violence.

## RACE AND ETHNICITY

N=38



# HOMICIDE NARRATIVES

## 2015 HATE VIOLENCE RELATED HOMICIDES

The National Coalition of Anti-Violence Programs (NCAVP) presents this collection of stories of lesbian, gay, bisexual, transgender, queer (LGBTQ), and HIV-affected hate violence homicide victims in 2015 as a supplement to the annual hate violence report. This document provides a snapshot of hate violence victims' experiences, and seeks to honor their memory.

The report highlights the narratives of 24 known LGBTQ and HIV-affected hate violence homicides in 2015. All narratives listed here were selected by NCAVP member programs because they include information that indicates a strong likelihood that hate violence either motivated or was related to the homicide. However, this list is not exhaustive as some homicides of LGBTQ and HIV-affected people may not have been documented because of misidentification of victims' sexual orientation or gender identity in media and other reports. It is often difficult to assert victims' racial, ethnic, gender, or sexual orientation given the difficulty of finding accurate information in the media and other reports. NCAVP is cautious not to report information on identities that has not been confirmed so as not to misidentify victims. NCAVP has provided all demographic information that we were able to confirm. Given that NCAVP's reports and other research shows a disproportionate impact of hate violence on LGBTQ and HIV affected survivors of color and bisexual survivors, NCAVP hopes to find ways to collect data on the racial, ethnic, and sexual orientation identities of homicide victims in a way that provides accurate information and honors victims in all of their identities.

While honoring the memory of the victims, NCAVP would like to note that many of these homicides are the culmination of several complicated and nuanced forms of violence. NCAVP wrote these narratives using information from media outlets, family and friends, and local NCAVP members. NCAVP is not responsible for the complete accuracy of these narratives and the specific details pertinent to allegations, police investigations, and criminal trials.

These narratives illustrate the need for the existence and expansion of LGBTQ and HIV-affected anti-violence programs. If you are interested in starting an anti-violence program, becoming a member of the National Coalition of Anti-Violence Programs, or if you would like more information, contact NCAVP at [info@ncavp.org](mailto:info@ncavp.org) or 212.714.1184.

## **Lamia Beard, 30,** Black Transgender Woman NORFOLK, VIRGINIA

On January 17th, 2015, Lamia Beard was found suffering from multiple gunshot wounds. She was transported to a local hospital where she later died. According to Lamia's obituary, she "loved to travel, loved different cultures, and spoke French fluently." Lamia graduated from Lake Taylor High School in 2002 and had a full scholarship to Bethune Cookman College. No further details have been released about the circumstances surrounding her death.

## **Jessie Hernandez, 17,** Queer, Gender Nonconforming, Latin@ DENVER, COLORADO

On January 26th, 2015 in Denver, Colorado, Jessie Hernandez was shot by police while in a car with four other people. The family of Jessie Hernandez made a statement requesting a federal investigation into the Jessie's death by Denver Police, as they did not feel that the police were properly investigating their child's death. The four other people in the car with Jessie have been vocal about the treatment of Jessie after they were shot, saying that police dragged and handcuffed Jessie despite their critical injuries. No charges were brought against the officers who shot Jessie. The police shooting of Jessie Hernandez sparked nationwide conversations about how LGBTQ youth of color are severely impacted by police violence.

## **Papi Edwards, 20,** Black Transgender Woman LOUISVILLE, KENTUCKY

On January 9th, 2015 Papi Edwards was shot at the Fern Valley Motel in Louisville, Kentucky. Henry Richard Gleaves, age 20, was arrested and charged with the murder of Papi. According to a friend of Papi's who witnessed the shooting, Gleaves shot Papi because of her transgender identity. Despite interviewing a friend of Papi's, the Louisville Police Department insisted that the homicide was not a hate crime and continuously denied Papi's gender identity and used incorrect pronouns when discussing Papi.

## **Amber Monroe, 20**, Black Transgender Woman DETROIT, MICHIGAN

On August 8th, 2015, Amber Monroe was shot and killed as she exited a vehicle near the intersection of 6 Mile and Woodward in Detroit, Michigan. As of now, no one has been apprehended in connection with her murder. Transgender activist Bre Campbell, who knew Amber from Horizons Project, which specializes in HIV/AIDS prevention and care for adolescents at Wayne State University, said: “The thing that hurt me was knowing how much potential she had to do good in the community, without having the resources.” Amber had expressed interest in doing HIV work and leading groups at Horizons Project. Local transgender community activist Julissa Abad remembered Amber as “very outgoing ... always had a smile.”

## **Elisha Walker, 20**, Black, Transgender Woman SMITHFIELD, NORTH CAROLINA

On August 14th, 2015 the remains of Elisha Walker were found in Smithfield, North Carolina. Elisha’s family reported that she had not been seen since November of 2014. Police arrested Angel Arias, age 23, and charged him with Elisha’s murder and felony larceny of a motor vehicle. Elisha’s mother described her as a “free spirit” and that she was “always doing something to make someone laugh.” Elisha had recently graduated from high school and was planning on moving in with a friend before she went missing.

## **Penny Proud, 21**, Black Transgender Woman NEW ORLEANS, LOUISIANA

On February 10th, 2015 Penny Proud was shot multiple times. Penny was originally misgendered by local press, but community members, including NCAVP member organization BreakOUT, advocated that police and media refer to Penny with her correct name and pronouns. In a powerful press release following her death, BreakOUT said, “We are calling on the media to respect all transgender people and their families by using the correct pronouns and names for transgender victims and use current photographs to allow our community to maintain dignity both in life and in death.” In May of 2015, BreakOUT placed a billboard over the Broad Street Bridge in New Orleans advocating for more awareness of the homicides of transgender women of color, and demanding that the city “Invest in jobs, housing, and education to keep us safe.” The billboard had the hashtag #MakePennyProud.

## **Shade Schuler, 22,** Black Transgender Woman

### **DALLAS, TEXAS**

On July 29th, 2015, Shade Schuler was found dead in a vacant field in Dallas, Texas. When local media and law enforcement sources originally misgendered Shade, local LGBTQ organizations and activists, including NCAVP member organization Trans Pride Initiative, advocated that police and media use her correct name and pronouns. A vigil was held in Shade's honor, and attendees spoke about the epidemic of violence facing transgender women and held signs that read "Justice for Shade," "Stop Killing Us" and "You Tried To Bury Us/You Didn't Know We Were Seeds."

## **Kiesha Jenkins, 22,** Black Transgender Woman

### **PHILADELPHIA, PENNSYLVANIA**

On October 6th, 2015, Kiesha Jenkins was exiting a vehicle when she was approached by 5 or 6 men who assaulted her before one of the men shot her twice in the back, taking her life. At least one person, Pedro Redding, has been arrested and charged with her murder. Friends and family held a vigil in Kiesha's honor where they lit candles and offered reflections. Candace Turner, one of the mourners, said "It's not fair that we have to be here, hurting. It doesn't matter who you are, what you are, what you do - love each other."

## **Ashton O'Hara, also known as Jessica Storm, 25,**

### **Black Transgender Woman and Gender Non-Conforming Person**

### **DETROIT, MICHIGAN**

On July 14th, 2015 Ashton O'Hara, also known as Jessica Storm, was found dead in a field in Detroit, Michigan. Ashton/Jessica used both male and female pronouns. Larry B. Gauling was arrested and charged with Ashton/Jessica's murder. Throughout the trial Ashton/Jessica's mother, Rebecca O'Hara, worked closely with NCAVP member organization Equality Michigan to advocate on behalf of her child. When the jury returned a verdict of voluntary manslaughter, with a 15 year maximum sentence, the presiding judge used his judicial discretion to sentence Gauling to 30-60 years for voluntary manslaughter and 10 years for tampering with evidence, to be served consecutively.

## **India Clarke, 25, Black Transgender Woman** **TAMPA, FLORIDA**

On July 21st, India Clarke was shot and killed in a park near the Tampa University community center, in Florida. Initially, police believed she died of blunt force trauma; while reporting her death, local media and police consistently misgendered Clarke, though she had identified as a woman and used female pronouns on her Facebook profile. However, following activist and national media pushback, local media referred to Clarke with the correct name and pronouns in later coverage. Police have arrested Keith Gaillard, an 18 year old cis man, on a charge of first degree murder, based on DNA evidence. Clarke's mother remembered her as "a good-hearted person, a very loving person" who loved her family and was studying to be a cosmetologist; friends described Clarke as friendly, confident, and someone who loved making others happy. A vigil was held for India Clarke at the University Area community center, where friends lit candles in her honor.

## **Marc Pournier, 28, White Cisgender Man** **CONROE, TEXAS**

On November 15th, 2015, Marc Pournier was found dead. He had been bound, gagged and bludgeoned to death, and his body was found next to his abandoned truck, which had been set on fire. David James Brown, who was reported to be Marc's boyfriend's best friend, was arrested and charged with capital murder in connection with Marc's death. Marc's family spoke out in the press, saying that Marc was an out gay man, and that they believe that homophobia was a motivating factor in his death. A candlelight vigil was held in memory of Marc near where his body was found. At the vigil, Marc's father, Mark Pournier said of his son, "Marc was a wonderful kid." Marc's close friend and former roommate Corey said, "He'll always be my brother. He'll always be right here," and gestured toward his heart.



## **Melvin, 30,** Black Gay Cisgender Man DETROIT, MICHIGAN

On October 5th, 2015 a man known simply as Melvin was found shot to death on a street in the Palmer Park area of Detroit. At the time of his death, Melvin was clothed in women's attire; however, friends of Melvin spoke out in the media, saying that he identified as a cisgender gay man. As of now, no one has been apprehended in connection with his murder. Local transgender community activist, Julisa Abad, who knew Melvin, spoke out following his death, saying that violence is a problem the parts of the city where Detroit's LGBTQ communities gather, and where Melvin was killed, but she added, "My sisters are going to continue going there. Because at least we know you're not alone and there are people like yourself."

## **David Messerschmitt, 30,** White Cisgender Man WASHINGTON, D.C.

On February 9th 2015, David Messerschmitt was stabbed to death in a room at the Donovan Hotel in Washington, D.C. On the day he was killed, Messerschmitt posted on Craigslist soliciting sex with men, and corresponded with a person using the username "chrissanchez0906" who turned out to be a 21 year old cisgender woman named Jamyra Gallmon. Gallmon pleaded guilty to second-degree murder. Gallmon's roommate and alleged girlfriend, Dominique Johnson, pleaded guilty to a charge of conspiracy to commit robbery in connection with David's death. David's wife, Kim Vuong, spoke out about her husband during the course of the investigation, saying "My husband was the gentlest and kindest hearted person I knew. He worked hard at everything. He was a brilliant lawyer who people trusted."

## **Lisa Trubnikova, 31,** White Cisgender Woman **BOURNE, MASSACHUSETTS**

On February 5th, 2015 in Cape Cod, Massachusetts Lisa Trubnikova and her wife Anna Trubnikova, along with a responding police officer, were shot by Adrian Loya, a Coast Guard member with whom Lisa had previously been stationed in Kodiak, Alaska. Lisa died at the scene, while Anna and the officer survived. It was reported that Loya had romantic feelings for Lisa which were not reciprocated, and that he stalked her and carefully planned her murder. Since her death, Lisa's friends and family have spoken out in the press. "She wanted to change the world," one of her childhood friends said of Lisa. "My husband and I both supported her big time and we loved her, and we love Anna," said Lisa's mother, Virginia Berlanga. Loya's murder trial is currently on hold due to an appeal filed by his attorney.

## **Keyshia Blige, 33,** Black Transgender Woman **AURORA, ILLINOIS**

On March 7th, 2015, Keyshia Blige was shot and killed while driving with a passenger in Aurora, Illinois, a suburb of Chicago. Keyshia was killed in March, but her homicide came to light in August due to initial misnaming and misgendering by police and in the press. Keyshia's best friend, Sasha Love, was the person who brought attention to the fact that Keyshia was a transgender woman. "She was the happiest I had ever seen her once she started transitioning," said Love. Police have said that Keyshia's homicide was not random, but currently no suspects have been arrested.

## **Kandis Capri, 35,** Black Transgender Woman **PHOENIX, ARIZONA**

On August 11th, 2015, Kandis Capri was shot to death in the parking lot of an apartment complex in Phoenix, Arizona. At a vigil for Kandis, her mother Adria Gains said, "I want justice for my child... and for the transgender community." Nationally known transgender activist, Monica Jones, who lives in Phoenix and helped to organize the vigil, said: "There needs to be more awareness of trans violence, especially trans women of color." Kandis's killing sparked such an outpouring of advocacy and activism by friends, family, and local activists that 500 people attended her funeral. In October 2015, Phoenix police identified a person who may be connected to Kandis's death, and was seen on video footage following her near a convenience store, but as of now no arrests have been made.

## **Taja Gabrielle de Jesus, 36,** Latin@ Transgender Woman **SAN FRANCISCO, CALIFORNIA**

On February 1st, 2015 Taja Gabrielle DeJesus was found fatally stabbed in a stairwell in San Francisco's Bayview District. One day later, police found her suspected assailant, James Hayes, dead in an apparent suicide. It remains unclear how DeJesus and Hayes knew each other. Taja's mother, Pamela DeJesus, described her daughter as "beautiful inside and out." Taja was active in her church, volunteered at a food pantry, and worked with local a local organization, Trans: Thrive. Nikki Calma, a program manager at Trans: Thrive said of Taja, "She was very vocal about issues in the trans community, especially when it came to health and disparity. She was well known and will definitely be missed." In the wake of Taja's murder, Taja's Coalition was formed, a project driven by the leadership of local transgender women of color, working to end the murders of transgender women of color.

## **Tamara Dominguez, 36,** Latin@ Transgender Woman **KANSAS CITY, MISSOURI**

On August 15th, 2015, Tamara Dominguez was murdered when she was hit by a truck which she had just exited, then run over by that truck repeatedly. Tamara was initially misgendered by the press and local LGBTQ organizations, including NCAVP member organization the Kansas City Anti-Violence Project advocated fiercely for this to be corrected. Friends, loved ones and local activists held a gathering to remember Tamara, where family advocate, Celia Ruiz, read the phrase, "todo por que soy bonita," which was one of Tamara's favorite things to say. She is survived by her partner of six years who remembers her as a happy, sweet, and generous person who loved to cook.

## **Ron Lane, 44,** White Cisgender Man **GOLDSBORO, NORTH CAROLINA**

On April 13th, Ron Lane was shot and killed on the campus of Wayne Community College in Goldsboro, North Carolina, where Lane worked as the director of the Print Shop.

Kenneth Morgan Stancil, a former print shop employee, confessed to killing Ron, after being apprehended in Florida. At the time of his arrest, and in subsequent court appearances, Stancil publicly made homophobic remarks about the victim as well as gay people in general. Following Ron's death, Wayne Community College held a day of healing, which included personal tributes to Ron.

## **Ricky Griffin, 54, White Cisgender Man** **DALLAS, TEXAS**

On June 21st, 2015, Ricky Griffin was beaten to death in an apartment in Dallas, Texas. While there is no indication that Ricky identified as LGBTQ, Kieron Alexander, who was arrested in connection with the homicide, told detectives that he killed Ricky because the victim made unwanted sexual gestures toward him that caused him to lose control. According to Ricky's obituary, he was a Marketing Manager who loved his job, and was also interested in doing prison ministry. He had many friends, and loved his family dearly

## **Bri Golec, 22, White Gender Nonconforming person** **AKRON, OHIO**

On February 13, 2015, Bri was fatally stabbed by Bri's father, Kevin Golec. While we know that at times during Bri's life, Bri identified as transgender and gender non-conforming, it is not clear how Bri identified at the time of their death. The primary motivation is unclear, but based on information from local member organization BRAVO in Ohio as well as some media accounts of the homicide, there was an element of hate violence involved in Bri's homicide. In Bri's obituary, Bri was described as a deeply spiritual and artistic person who loved painting, jewelry making, meditation, martial arts, video games, and anime. Bri was the drummer in an alt rock-punk band called Murphy's Children. Following Bri's death, Bri's bandmate Victor Murdock said, "The world is going to have a little less music now."

## **Randy J. Bent, 62, White Cisgender Man** **WATERTOWN, NEW YORK**

On March 8, 2015, Randy J. Bent was found stabbed and burned to death in his apartment in Watertown, New York. Kyle A. Box confessed to killing Randy, and was charged with second-degree murder. Local police did not confirm how the two men knew one another. According to Randy's obituary, he was a veteran of the U.S. Navy, a publications clerk at Fort Drum, and an active a member of the American Legion Post #61 of Watertown.

## **K.C. Haggard, 66,** White Transgender Woman **FRESNO, CALIFORNIA**

On July 23rd, 2015, K.C. Haggard was stabbed to death in the street in Fresno, California. Video footage from a nearby store revealed that the driver of an SUV summoned K.C., and that she spoke with both the driver and a passenger before being fatally stabbed in the neck. The individuals in the vehicle have not been apprehended. Local activists spoke out against police who were initially misgendering K.C., insisting law enforcement use her proper pronouns. A vigil was held at the crime scene a few hours after K.C.'s murder, attended by many local LGBTQ activists. At the vigil, Zoyer Zyndel, who knew K.C., said "My regret is that she didn't have more time living as her authentic self. She just began living her new life, joining the community, participating in community events and meetings and so forth and was basically robbed of her life very soon and in a very heinous way."

## **Howard Baker, 75,** White Cisgender Man **PHILADELPHIA, PENNSYLVANIA**

On December 21st, 2015, Howard Baker was found strangled to death with a belt inside a room at the Rodeway Inn on Walnut Street in Philadelphia. Local papers reported that Baker had checked into the hotel on Sunday and was visited by two different men that day. Police have arrested and charged Manuel Baez, the second man to visit, in connection with Howard's homicide. Howard was a very well-known psychiatrist in Philadelphia who had been in practice for over 40 years and specialized in counseling people through relationship problems and spiritual difficulties.

## **Jasmine Collins, 35,** Black Transgender Woman **KANSAS CITY, MISSOURI**

Jasmine Collins was killed on June 23rd, 2015. The death of Jasmine Collins was not found to be directly motivated by anti-transgender bias, and is not included in the analysis of hate violence related homicides. However, during the time of Jasmine Collins's murder, the erasure of her identity was prominent. The police, court, and media all used Jasmine's legal name and gender to the extent that individuals in her community did not know she was murdered. Had it not been for the awareness raised around Tamara Dominguez's case, the community would not have known that Jasmine was murdered due to the misrepresentation and disrespect given to Jasmine's identity.



#### **NATIONAL OFFICE**

##### **New York City**

##### **Anti-Violence Project**

240 West 35th Street, Suite 200

New York, NY 10001

Phone: 212-714-1184

Fax: 212-714-2627

The following NCAVP member and affiliate list is current as of May, 2016. The member organizations and affiliates are listed alphabetically by state or province for ease of reference. If you have corrections, want to learn more about our work, or know of an organization that may be interested in joining NCAVP, please contact the NCAVP Coordinator, at extension 50, or [info@ncavp.org](mailto:info@ncavp.org).

#### **PROGRAM INFORMATION**

##### **BELOW IS LISTED AS FOLLOWS:**

State

City

Organization Name

Focus Areas:

- HV (Hate Violence)
- IPV (Intimate Partner Violence)
- PM (Police Misconduct)
- SV (Sexual Violence)

Phone Numbers

Web

## ALABAMA

Huntsville/Mobile/Birmingham/  
Muscle Shoals

### **The Free2Be Safe Anti-Violence Project**

HV, IPV, PM, SV

Birmingham: (205) 202-7476

Huntsville/Shoals: (256) 886-1150

E-mail: [info@free2be.org](mailto:info@free2be.org)

Web: <http://free2be.org/free2be-safe/>

## ARIZONA

Tucson

### **Southern Arizona AIDS Foundation (Formally: Wingspan AVP)**

HV, IPV, PM, SV

Client: (800) 553-9387

Office: (520) 628-7223

Email: [info@saaf.org](mailto:info@saaf.org)

Web: <http://saaf.org>

## CALIFORNIA

Los Angeles

### **LA Gay & Lesbian Center (LAGLC) Anti-Violence Project**

HV, IPV, PM, SV

Client (English): (800) 373-2227

Client (Spanish): (877) 963-4666

Office: (323) 993-7400

Web: [www.lagbtcenter.org](http://www.lagbtcenter.org)

Los Angeles

### **LAGLC Domestic Violence Legal Advocacy Project**

IPV, SV

Office: (323) 993-7649

Toll-free: (888) 928-7233

Web: [www.lagbtcenter.org](http://www.lagbtcenter.org)

Los Angeles

### **LAGLC STOP Domestic Violence Program**

IPV, SV

Office: (323) 860-5806

Web: [www.lagbtcenter.org](http://www.lagbtcenter.org)

San Francisco

### **Community United Against Violence**

HV, IPV, PM, SV

Office: (415) 777-5500

Hotline: (415) 333-4357

Email: [info@cuav.org](mailto:info@cuav.org)

Web: [www.cuav.org](http://www.cuav.org)

Long Beach

### **Long Beach LGBT Center IPV**

(562) 434-4455

## COLORADO

Denver

### **Survivors Organizing for Liberation (Formally: Colorado AVP)**

HV, IPV, PM, SV

Client: (888) 557-4441

Office: (303) 839-5204

Email: [info@solcolorado.org](mailto:info@solcolorado.org)

Web: [www.coavp.org](http://www.coavp.org)

## FLORIDA

Broward County

### **Broward LGBT Domestic Violence Coalition (NCAVP Affiliate)**

IPV, SV

Office: (954) 764-5150 x.111

Miami

### **The Lodge/Victim Response, Inc.**

IPV, SV

Office: (305) 693-1170

Crisis Line: (305) 693-0232

Email: [info@thelodgemiami.org](mailto:info@thelodgemiami.org)

Web: [www.thelodgemiami.org](http://www.thelodgemiami.org)

Tallahassee

### **Inclusive LGBTQA Task Force**

HV, IPV

E-mail: [yfairell@hotmail.com](mailto:yfairell@hotmail.com)

Wilton Manors

### **Sunserve Sunshine Social Services**

IPV

Office: (954) 764-5150

Email: [info@sunserve.org](mailto:info@sunserve.org)

Web: [www.sunserve.org](http://www.sunserve.org)

## GEORGIA

Atlanta

### **SpeakOut Georgia**

HV, IPV, SV

Hotline: (678) 861-7867

Web: [www.speakoutgeorgia.org](http://www.speakoutgeorgia.org)

Atlanta

### **United4Safety**

IPV, SV

Helpline: (404) 200-5957

Web: [www.united4safety.org](http://www.united4safety.org)

East Point

### **Racial Justice Action Center**

HV, PM

Office: (404) 458-6904

Web: [www.rjactioncenter.org](http://www.rjactioncenter.org)

## ILLINOIS

Chicago

### **Center on Halsted Anti-Violence Project**

HV, IPV, PM, SV

Office: (773) 472-6469

Resource line: (773) 472-6469, Ext. 474

Web: [www.centeronhalsted.org](http://www.centeronhalsted.org)



Chicago

**Illinois Accountability Initiative**

HV, IPV, PM, SV

Office: (630) 661-4442

## KENTUCKY

Louisville

**Center for Women and Families**

IPV, SV

24 hr Crisis Line: (877) 803-7577

Web: [www.thecenteronline.org](http://www.thecenteronline.org)

## LOUISIANA

New Orleans

**BreakOUT!**

HV, PM

Office: (504) 522-5435

Web: [www.youthbreakout.org](http://www.youthbreakout.org)

New Orleans

**HIV/AIDS Program, Louisiana  
Office of Public Health (NCAVP  
Affiliate)**

HV, IPV, SV

Office: (504) 568-7474

New Orleans

**LGBT Community Center of New  
Orleans**

HV, IPV, PM, SV

Office: (504) 945-1103

## MASSACHUSETTS

Boston

**Fenway Health Violence Recovery  
Program**

HV, IPV, PM, SV

Anonymous Reporting Line: (800)

834-3242

Office: (617) 927-6250

Web: [www.fenwayhealth.org](http://www.fenwayhealth.org)

Boston

**The Network/La Red**

IPV, SV

English/Spanish Hotline: (617) 742-4911

Web: [www.tnlr.org](http://www.tnlr.org)

## MICHIGAN

Detroit

**Equality Michigan**

HV, IPV, PM

Client: (866) 926-1147

Web: [www.equalitymi.org](http://www.equalitymi.org)

## MINNESOTA

Minneapolis

**OutFront Minnesota**

HV, IPV, PM, SV

Hotline: (612) 824-8434

Web: [www.outfront.org](http://www.outfront.org)

## MISSOURI

Kansas City

**Kansas City Anti-Violence Project**

HV, IPV, PM, SV

Client: (816) 561-0550

Web: [www.kcavp.org](http://www.kcavp.org)

St. Louis

**Anti-Violence Advocacy Project of  
ALIVE**

HV, IPV, SV

24 hr Crisis Line: (314) 993-2777

Web: [www.alivestl.org](http://www.alivestl.org)

St. Louis

**St. Louis Violence Response  
Initiative**

HV, IPV, SV, PM

Office: (314) 329-7660

Hotline: (314) 329-7668

Web: [www.ejustmo.org](http://www.ejustmo.org)

## NEVADA

Las Vegas

**Gender Justice Nevada**

HV, IPV, SV

Hotline: (702) 425-7288

## NEW MEXICO

**New Mexico GLGBTQ Centers**

Office: (575) 635-4902

Web: [www.newmexicoglbtcqcenters.org](http://www.newmexicoglbtcqcenters.org)

## NEW YORK

Albany

**In Our Own Voices**

HV, IPV, SV

Hotline: (518) 432-4341

Office: (518) 432-4341

Web: [www.inourownvoices.org](http://www.inourownvoices.org)

Bayshore

**Long Island GLBT Services Network**

HV, IPV, SV

Office: (631) 665-2300

**Long Island Gay and Lesbian  
Youth, Inc.**

Web: [www.ligaly.org](http://www.ligaly.org)

**Long Island GLBT Community  
Center**

Web: [www.liglbtcntr.org](http://www.liglbtcntr.org)

Buffalo

New York

**Western New York Anti-Violence  
Project**

HV, IPV, SV, PM

Office: (716) 948-5744



New York

**New York City Anti-Violence Project**

HV, IPV, PM, SV

24 hr English/Spanish hotline:  
(212) 714-1141

Office: (212) 714-1184

Web: [www.avp.org](http://www.avp.org)

Rochester

**Gay Alliance of the Genesee Valley**

HV, IPV, PM, SV

Office: (585) 244-8640

Web: [www.gayalliance.org](http://www.gayalliance.org)

## NORTH CAROLINA

Raleigh

**Rainbow Community Cares, Inc.**

HV, IPV, PM, SV

Office: (919)342-0897

Web: [www.rccares.org](http://www.rccares.org)

## OHIO

Statewide, Columbus Office

**BRAVO (Buckeye Region Anti-Violence Organization)**

HV, IPV, PM, SV

Client: (866) 86 BRAVO

[www.bravo-ohio.org](http://www.bravo-ohio.org)

## ONTARIO

Toronto

**The 519 Anti-Violence Programme**

HV, IPV, PM, SV

Client: (416) 392-6877

Web: [www.the519.org](http://www.the519.org)

## OREGON

Eugene

**Oregon Anti-Violence Project, The Gender Center, Inc.**

HV, IPV, PM, SV

Office: (541) 870-5202

## RHODE ISLAND

Providence

**Sojourner House**

HV, IPV, PM, SV

Client: (401) 658-4334

Web: [www.sojournerri.org](http://www.sojournerri.org)

## SOUTH CAROLINA

Greenville

**Sean's Last Wish**

HV, IPV, PM, SV

Office: (864) 884-5003

Web: [www.seanslastwish.org](http://www.seanslastwish.org)

## TENNESSEE

Memphis

**Tabernacle of Love Ministries – Memphis**

HV, IPV, PM, SV

Office: (901) 730-6082

Web: [www.tabernacleofloveministries.org](http://www.tabernacleofloveministries.org)

## TEXAS

Dallas

**Resource Center Dallas IPV**

Office: (214) 540-4455

Web: [www.rcdallas.org](http://www.rcdallas.org)

Dallas

**Trans Pride Initiative**

HV, PM, IPV, SV

Office: (214) 449-1439

Web: [www.tpride.org](http://www.tpride.org)

Houston

**Montrose Counseling Center**

HV, IPV, SV

Office: (713) 529-0037

[www.montrosecounselingcenter.org](http://www.montrosecounselingcenter.org)

## VERMONT

Burlington

**Safe Space Anti-Violence Program at the Pride Center Vermont (Formerly the RU12? Community Center)**

HV, IPV, PM, SV

Client: (802) 863-0003/ (866) 869-7341

Office: (802) 860-7812

Web: <http://pridecentervt.org>

## VIRGINIA

Richmond

**Virginia Anti-Violence Project**

HV, IPV, PM, SV

Office: (804) 925-8287

Web: [www.virginiaavp.org](http://www.virginiaavp.org)

## QUEBEC

Montreal

**Centre de Solidarité Lesbienne IPV, SV**

Client: (514) 526-2452

Web: [www.soldaritelesbienne.qc.ca](http://www.soldaritelesbienne.qc.ca)

## WASHINGTON, D.C.

**Casa Ruby**

HV, IPV, PM, SV

Office: (202) 355-5155

Web: [casaruby.org](http://casaruby.org)

**DC Trans Coalition**

HV, IPV, PM, SV

Office: (202) 681-DCTC

Web: [www.dctranscoalition.org](http://www.dctranscoalition.org)

**The DC Center for the LGBT Community**

HV, PM

Office: (202) 682-2245

Web: <http://www.thedccenter.org/>

### **Rainbow Response Coalition**

IPV, SV

Office: (202) 299-1181

Web: [www.rainbowresponse.org](http://www.rainbowresponse.org)

## **WISCONSIN**

Appleton

### **Fox Valley/Oshkosh LGBTQ Anti-Violence Project**

HV, IPV, PM, SV

E-mail: [foxoavp@gmail.com](mailto:foxoavp@gmail.com)

Milwaukee

### **Milwaukee LGBT Center Anti-Violence Project**

HV, IPV, SV

Office: (414) 271-2656

Web: [www.mkelgbt.org](http://www.mkelgbt.org)

## **NATIONAL**

Milwaukee, WI

### **FORGE Sexual Violence Project**

SV

Office: (414) 559-2123

Web: [www.forge-forward.org](http://www.forge-forward.org)

Blacklick, OH

### **National Leather Association (NCAVP Affiliate)**

IPV

Web: [www.nlaidvproject.us/web](http://www.nlaidvproject.us/web)